



INTERNATIONAL APPLICATION PUBLISHED UNDER THE PATENT COOPERATION TREATY (PCT)

<p>(51) International Patent Classification ⁶ : C07D 231/38, 403/12, 409/12, 333/36, 307/66</p>	<p>A1</p>	<p>(11) International Publication Number: WO 99/32455</p> <p>(43) International Publication Date: 1 July 1999 (01.07.99)</p>
<p>(21) International Application Number: PCT/US98/26082</p> <p>(22) International Filing Date: 22 December 1998 (22.12.98)</p> <p>(30) Priority Data: 08/996,181 22 December 1997 (22.12.97) US</p> <p>(71) Applicant: BAYER CORPORATION [US/US]; 100 Bayer Road, Pittsburgh, PA 15205 (US).</p> <p>(72) Inventors: DUMAS, Jacques; 821 Beechwood Road, Orange, CT 06477 (US). KHIRE, Uday; 101 Tanglewood Drive, Hamden, CT 06518 (US). LOWINGER, Timothy, Bruno; 5-7, #1203 Chitose-cho, Nishinomiya, Hyogo 662-0046 (JP). PAULSEN, Holger; Pahlkestrasse 5, D-42115 Wuppertal (DE). RIEDL, Bernd; 13 Cedrus Court, Branford, CT 06405 (US). SCOTT, William, J.; 210 Saddle Hill Drive, Guilford, CT 06437 (US). SMITH, Roger, A.; 65 Winterhill Road, Madison, CT 06443 (US). WOOD, Jill, E.; 72 Pickwick Road, Hamden, CT 06517 (US). HATTOUM-MOKDAD, Holia; 43 Joseph Lane, Hamden, CT 06514 (US). JOHNSON, Jeffrey; 213 Leetes Island Road, Branford, CT 06405 (US). REDMAN, Aniko; 66 E. Street, Derby, CT 06418 (US). SIBLEY, Robert; 1187 Mt. Carmel Avenue, North Haven, CT 06473 (US).</p>	<p>(74) Agents: TRAVERSO, Richard, J. et al.; Millen, White, Zelano & Branigan, P.C., Suite 1400, Arlington Courthouse Plaza 1, 2200 Clarendon Boulevard, Arlington, VA 22201 (US).</p> <p>(81) Designated States: AL, AM, AT, AU, AZ, BA, BB, BG, BR, BY, CA, CH, CN, CU, CZ, DE, DK, EE, ES, FI, GB, GD, GE, GH, GM, HR, HU, ID, IL, IN, IS, JP, KE, KG, KP, KR, KZ, LC, LK, LR, LS, LT, LU, LV, MD, MG, MK, MN, MW, MX, NO, NZ, PL, PT, RO, RU, SD, SE, SG, SI, SK, SL, TJ, TM, TR, TT, UA, UG, UZ, VN, YU, ZW, ARIPO patent (GH, GM, KE, LS, MW, SD, SZ, UG, ZW), Eurasian patent (AM, AZ, BY, KG, KZ, MD, RU, TJ, TM), European patent (AT, BE, CH, CY, DE, DK, ES, FI, FR, GB, GR, IE, IT, LU, MC, NL, PT, SE), OAPI patent (BF, BJ, CF, CG, CI, CM, GA, GN, GW, ML, MR, NE, SN, TD, TG).</p> <p>Published <i>With international search report. Before the expiration of the time limit for amending the claims and to be republished in the event of the receipt of amendments.</i></p>	
<p>(54) Title: INHIBITION OF RAF KINASE USING ARYL AND HETEROARYL SUBSTITUTED HETEROCYCLIC UREAS</p>		
<p>(57) Abstract</p>		
<p>Methods of treating tumors mediated by raf kinase, with substituted urea compounds, and such compounds per se.</p>		

FOR THE PURPOSES OF INFORMATION ONLY

Codes used to identify States party to the PCT on the front pages of pamphlets publishing international applications under the PCT.

AL	Albania	ES	Spain	LS	Lesotho	SI	Slovenia
AM	Armenia	FI	Finland	LT	Lithuania	SK	Slovakia
AT	Austria	FR	France	LU	Luxembourg	SN	Senegal
AU	Australia	GA	Gabon	LV	Latvia	SZ	Swaziland
AZ	Azerbaijan	GB	United Kingdom	MC	Monaco	TD	Chad
BA	Bosnia and Herzegovina	GE	Georgia	MD	Republic of Moldova	TG	Togo
BB	Barbados	GH	Ghana	MG	Madagascar	TJ	Tajikistan
BE	Belgium	GN	Guinea	MK	The former Yugoslav Republic of Macedonia	TM	Turkmenistan
BF	Burkina Faso	GR	Greece			TR	Turkey
BG	Bulgaria	HU	Hungary	ML	Mali	TT	Trinidad and Tobago
BJ	Benin	IE	Ireland	MN	Mongolia	UA	Ukraine
BR	Brazil	IL	Israel	MR	Mauritania	UG	Uganda
BY	Belarus	IS	Iceland	MW	Malawi	US	United States of America
CA	Canada	IT	Italy	MX	Mexico	UZ	Uzbekistan
CF	Central African Republic	JP	Japan	NE	Niger	VN	Viet Nam
CG	Congo	KE	Kenya	NL	Netherlands	YU	Yugoslavia
CH	Switzerland	KG	Kyrgyzstan	NO	Norway	ZW	Zimbabwe
CI	Côte d'Ivoire	KP	Democratic People's Republic of Korea	NZ	New Zealand		
CM	Cameroon			PL	Poland		
CN	China	KR	Republic of Korea	PT	Portugal		
CU	Cuba	KZ	Kazakstan	RO	Romania		
CZ	Czech Republic	LC	Saint Lucia	RU	Russian Federation		
DE	Germany	LI	Liechtenstein	SD	Sudan		
DK	Denmark	LK	Sri Lanka	SE	Sweden		
EE	Estonia	LR	Liberia	SG	Singapore		

5

Inhibition of RAF Kinase Using Aryl and Heteroaryl Substituted Heterocyclic Ureas

10

Field of the Invention

This invention relates to the use of a group of aryl ureas in treating raf mediated diseases, and pharmaceutical compositions for use in such therapy.

15

Background of the Invention

20

25

30

The p21^{ras} oncogene is a major contributor to the development and progression of human solid cancers and is mutated in 30% of all human cancers (Bolton et al. *Ann. Rep. Med. Chem.* **1994**, *29*, 165-74; Bos. *Cancer Res.* **1989**, *49*, 4682-9). In its normal, unmutated form, the ras protein is a key element of the signal transduction cascade directed by growth factor receptors in almost all tissues (Avruch et al. *Trends Biochem. Sci.* **1994**, *19*, 279-83). Biochemically, ras is a guanine nucleotide binding protein, and cycling between a GTP-bound activated and a GDP-bound resting form is strictly controlled by ras' endogenous GTPase activity and other regulatory proteins. In the ras mutants in cancer cells, the endogenous GTPase activity is alleviated and, therefore, the protein delivers constitutive growth signals to downstream effectors such as the enzyme raf kinase. This leads to the cancerous growth of the cells which carry these mutants (Magnuson et al. *Semin. Cancer Biol.* **1994**, *5*, 247-53). It has been shown that inhibiting the effect of active ras by inhibiting the raf kinase signaling pathway by administration of deactivating antibodies to raf kinase or by co-expression of dominant negative raf kinase or dominant negative MEK, the substrate of raf kinase, leads to the reversion of transformed cells to the normal growth phenotype (see: Daum et al. *Trends Biochem. Sci.* **1994**, *19*, 474-80; Fridman et al. *J. Biol. Chem.* **1994**, *269*, 30105-8. Kolch et al. (*Nature* **1991**, *349*, 426-28) have further indicated that inhibition of raf expression by antisense RNA blocks cell proliferation

in membrane-associated oncogenes. Similarly, inhibition of raf kinase (by antisense oligodeoxynucleotides) has been correlated in vitro and in vivo with inhibition of the growth of a variety of human tumor types (Monia et al., *Nat. Med.* 1996, 2, 668-75).

5

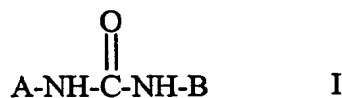
Summary of the Invention

The present invention provides compounds which are inhibitors of the enzyme raf kinase. Since the enzyme is a downstream effector of p21^{ras}, the instant inhibitors are useful in pharmaceutical compositions for human or veterinary use where inhibition of the raf kinase pathway is indicated, e.g., in the treatment of tumors and/or cancerous cell growth mediated by raf kinase. In particular, the compounds are useful in the treatment of human or animal, e.g., murine cancer, since the progression of these cancers is dependent upon the ras protein signal transduction cascade and therefore susceptible to treatment by interruption of the cascade, i.e., by inhibiting raf kinase. Accordingly, the compounds of the invention are useful in treating solid cancers, such as, for example, carcinomas (e.g., of the lungs, pancreas, thyroid, bladder or colon, myeloid disorders (e.g., myeloid leukemia) or adenomas (e.g., villous colon adenoma).

10
15

20

The present invention, therefore, provides compounds generally described as aryl ureas, including both aryl and heteroaryl analogues, which inhibit the raf pathway. The invention also provides a method for treating a raf mediated disease state in humans or mammals. Thus, the invention is directed to compounds and methods for the treatment of cancerous cell growth mediated by raf kinase comprising administering a compound of formula I



25

wherein B is generally an unsubstituted or substituted, up to tricyclic, aryl or heteroaryl moiety with up to 30 carbon atoms with at least one 5 or 6 member aromatic structure containing 0-4 members of the group consisting of nitrogen, oxygen and sulfur. A is a heteroaryl moiety discussed in more detail below.

30

The aryl and heteroaryl moiety of B may contain separate cyclic structures and can include a combination of aryl, heteroaryl and cycloalkyl structures. The substituents

for these aryl and heteroaryl moieties can vary widely and include halogen, hydrogen, hydrosulfide, cyano, nitro, amines and various carbon-based moieties, including those which contain one or more of sulfur, nitrogen, oxygen and/or halogen and are discussed more particularly below.

5

Suitable aryl and heteroaryl moieties for B of formula I include, but are not limited to aromatic ring structures containing 4-30 carbon atoms and 1-3 rings, at least one of which is a 5-6 member aromatic ring. One or more of these rings may have 1-4 carbon atoms replaced by oxygen, nitrogen and/or sulfur atoms.

10

Examples of suitable aromatic ring structures include phenyl, pyridinyl, naphthyl, pyrimidinyl, benzothiazolyl, quinoline, isoquinoline, phthalimidinyl and combinations thereof, such as diphenyl ether (phenyloxyphenyl), diphenyl thioether (phenylthiophenyl), diphenyl amine (phenylaminophenyl), phenylpyridinyl ether (pyridinyloxyphenyl), pyridinylmethylphenyl, phenylpyridinyl thioether (pyridinylthiophenyl), phenylbenzothiazolyl ether (benzothiazolyloxyphenyl), phenylbenzothiazolyl thioether (benzothiazolylthiophenyl), phenylpyrimidinyl ether, phenylquinoline thioether, phenylnaphthyl ether, pyridinylnaphthyl ether, pyridinylnaphthyl thioether, and phthalimidylmethylphenyl.

20

Examples of suitable heteroaryl groups include, but are not limited to, 5-12 carbon-atom aromatic rings or ring systems containing 1-3 rings, at least one of which is aromatic, in which one or more, e.g., 1-4 carbon atoms in one or more of the rings can be replaced by oxygen, nitrogen or sulfur atoms. Each ring typically has 3-7 atoms.

25

For example, B can be 2- or 3-furyl, 2- or 3-thienyl, 2- or 4-triazinyl, 1-, 2- or 3-pyrrolyl, 1-, 2-, 4- or 5-imidazolyl, 1-, 3-, 4- or 5-pyrazolyl, 2-, 4- or 5-oxazolyl, 3-, 4- or 5-isoxazolyl, 2-, 4- or 5-thiazolyl, 3-, 4- or 5-isothiazolyl, 2-, 3- or 4-pyridyl, 2-, 4-, 5- or 6-pyrimidinyl, 1,2,3-triazol-1-, -4- or -5-yl, 1,2,4-triazol-1-, -3- or -5-yl, 1- or 5-tetrazolyl, 1,2,3-oxadiazol-4- or -5-yl, 1,2,4-oxadiazol-3- or -5-yl, 1,3,4-thiadiazol-2- or -5-yl, 1,2,4-oxadiazol-3- or -5-yl, 1,3,4-thiadiazol-2- or -5-yl, 1,3,4-thiadiazol-3- or -5-yl, 1,2,3-thiadiazol-4- or -5-yl, 2-, 3-, 4-, 5- or 6-2H-thiopyranyl, 2-, 3- or 4-4H-thiopyranyl, 3- or 4-pyridazinyl, pyrazinyl, 2-, 3-, 4-, 5-, 6- or 7-benzofuryl, 2-, 3-, 4-, 5-, 6- or 7-benzothieryl, 1-, 2-, 3-, 4-, 5-, 6- or 7-indolyl, 1-, 2-, 4- or 5-benzimidazolyl, 1-, 3-, 4-, 5-, 6- or 7-benzopyrazolyl, 2-, 4-, 5-, 6- or 7-benzoxazolyl, 3-, 4-, 5- 6- or 7-benzisoxazolyl, 1-, 3-, 4-, 5-, 6- or 7-benzothiazolyl, 2-, 4-, 5-, 6- or

35

7-benzisothiazolyl, 2-, 4-, 5-, 6- or 7-benz-1,3-oxadiazolyl, 2-, 3-, 4-, 5-, 6-, 7- or 8-quinolinyl, 1-, 3-, 4-, 5-, 6-, 7-, 8- isoquinolinyl, 1-, 2-, 3-, 4- or 9-carbazolyl, 1-, 2-, 3-, 4-, 5-, 6-, 7-, 8- or 9-acridinyl, or 2-, 4-, 5-, 6-, 7- or 8-quinazoliny, or additionally optionally substituted phenyl, 2- or 3-thienyl, 1,3,4-thiadiazolyl, 3-pyrryl, 3-pyrazolyl, 2-thiazolyl or 5-thiazolyl, etc. For example, B can be 4-methyl-phenyl, 5-methyl-2-thienyl, 4-methyl-2-thienyl, 1-methyl-3-pyrryl, 1-methyl-3-pyrazolyl, 5-methyl-2-thiazolyl or 5-methyl-1,2,4-thiadiazol-2-yl.

Suitable alkyl groups and alkyl portions of groups, e.g., alkoxy, etc., throughout include methyl, ethyl, propyl, butyl, etc., including all straight-chain and branched isomers such as isopropyl, isobutyl, *sec*-butyl, *tert*-butyl, etc.

Suitable aryl groups include, for example, phenyl and 1- and 2-naphthyl.

Suitable cycloalkyl groups include cyclopropyl, cyclobutyl, cyclohexyl, etc. The term "cycloalkyl", as used herein, refers to cyclic structures with or without alkyl substituents such that, for example, "C₄ cycloalkyl" includes methyl substituted cyclopropyl groups as well as cyclobutyl groups. The term "cycloalkyl" also includes saturated heterocycles.

Suitable halogens include F, Cl, Br, and/or I, from one to persubstitution (i.e., all H atoms on the group are replaced by halogen atom), being possible, mixed substitution of halogen atom types also being possible on a given moiety.

As indicated above, these ring systems can be unsubstituted or substituted by substituents such as halogen up to per-halosubstitution. Other suitable substituents for the moieties of B include alkyl, alkoxy, carboxy, cycloalkyl, aryl, heteroaryl, cyano, hydroxy and amine. These other substituents, generally referred to as X and X' herein, include -CN, -CO₂R⁵, -C(O)NR⁵R⁵, -C(O)R⁵, -NO₂, -OR⁵, -SR⁵, -NR⁵R⁵, -NR⁵C(O)OR⁵, -NR⁵C(O)R⁵, C₁-C₁₀ alkyl, C₂₋₁₀-alkenyl, C₁₋₁₀-alkoxy, C₃-C₁₀ cycloalkyl, C₆-C₁₄ aryl, C₇-C₂₄ alkaryl, C₃-C₁₃ heteroaryl, C₄-C₂₃ alkheteroaryl, substituted C₁-C₁₀ alkyl, substituted C₂₋₁₀-alkenyl, substituted C₂₋₁₀-alkoxy, substituted C₃-C₁₀ cycloalkyl, substituted C₄-C₂₃ alkheteroaryl and -Y-Ar.

Where a substituent, X or X', is a substituted group, it is preferably substituted by one or more substituents independently selected from the group consisting of -CN, -CO₂R⁵, -C(O)R⁵, -C(O)NR⁵R^{5'}, -OR⁵, -SR⁵, -NR⁵R^{5'}, -NO₂, -NR⁵C(O)R^{5'}, -NR⁵C(O)OR^{5'} and halogen up to per-halo substitution.

5

The moieties R⁵ and R^{5'} are preferably independently selected from H, C₁-C₁₀ alkyl, C₂₋₁₀-alkenyl, C₃-C₁₀ cycloalkyl, C₆-C₁₄ aryl, C₃-C₁₃ heteroaryl, C₇-C₂₄ alkaryl, C₄-C₂₃ alkheteroaryl, up to per-halosubstituted C₁-C₁₀ alkyl, up to per-halosubstituted C₂₋₁₀-alkenyl, up to per-halosubstituted C₃-C₁₀ cycloalkyl, up to per-halosubstituted C₆-C₁₄ aryl and up to per-halosubstituted C₃-C₁₃ heteroaryl.

10

The bridging group Y is preferably -O-, -S-, -N(R⁵)-, -(CH₂)_m-, -C(O)-, -CH(OH)-, -NR⁵C(O)NR⁵R^{5'}-, -NR⁵C(O)-, -C(O)NR⁵-, -(CH₂)_mO-, -(CH₂)_mS-, -(CH₂)_mN(R⁵)-, -O(CH₂)_m-, -CHX^a, -CX^a₂-, -S-(CH₂)_m- and -N(R⁵)(CH₂)_m-, where m = 1-3, and X^a is halogen.

15

The moiety Ar is preferably a 5-10 member aromatic structure containing 0-2 members of the group consisting of nitrogen, oxygen and sulfur which is unsubstituted or substituted by halogen up to per-halosubstitution and optionally substituted by Z_{n1}, wherein n1 is 0 to 3.

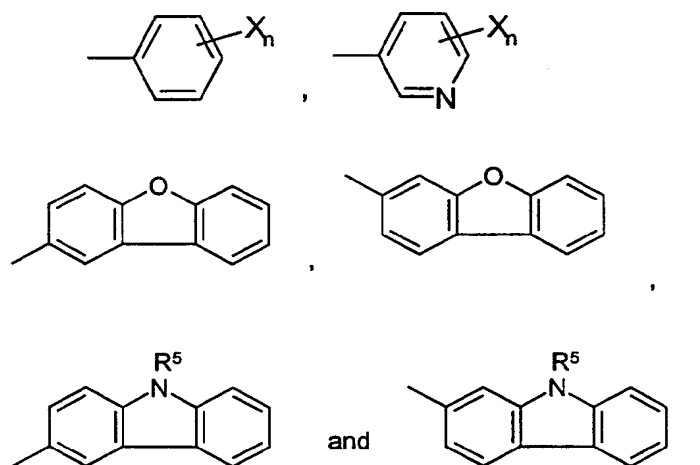
20

Each Z substituent is preferably independently selected from the group consisting of -CN, -CO₂R⁵, -C(O)NR⁵R^{5'}-, -C(O)-NR⁵, -NO₂, -OR⁵, -SR⁵, -NR⁵R^{5'}, -NR⁵C(O)OR^{5'}, -C(O)R⁵, -NR⁵C(O)R^{5'}, C₁-C₁₀ alkyl, C₃-C₁₀ cycloalkyl, C₆-C₁₄ aryl, C₃-C₁₃ heteroaryl, C₇-C₂₄ alkaryl, C₄-C₂₃ alkheteroaryl, substituted C₁-C₁₀ alkyl, substituted C₃-C₁₀ cycloalkyl, substituted C₇-C₂₄ alkaryl and substituted C₄-C₂₃ alkheteroaryl. If Z is a substituted group, it is substituted by one or more substituents independently selected from the group consisting of -CN, -CO₂R⁵, -C(O)NR⁵R^{5'}-, -OR⁵, -SR⁵, -NO₂, -NR⁵R^{5'}, -NR⁵C(O)R^{5'} and -NR⁵C(O)OR^{5'}.

25

30

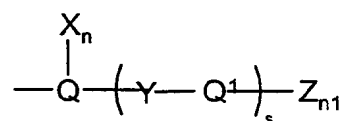
The aryl and heteroaryl moieties of B of Formula I are preferably selected from the group consisting of



which are unsubstituted or substituted by halogen, up to per-halosubstitution. X is as defined above and $n = 0-3$.

5

The aryl and heteroaryl moieties of B are more preferably of the formula:



wherein Y is selected from the group consisting of $-O-$, $-S-$, $-CH_2-$, $-SCH_2-$, $-CH_2S-$, $-CH(OH)-$, $-C(O)-$, $-CX^a_2-$, $-CX^aH-$, $-CH_2O-$ and $-OCH_2-$ and X^a is halogen.

10

Q is a six member aromatic structure containing 0-2 nitrogen, substituted or unsubstituted by halogen, up to per-halosubstitution and Q^1 is a mono- or bicyclic aromatic structure of 3 to 10 carbon atoms and 0-4 members of the group consisting of N, O and S, unsubstituted or unsubstituted by halogen up to per-halosubstitution.

15

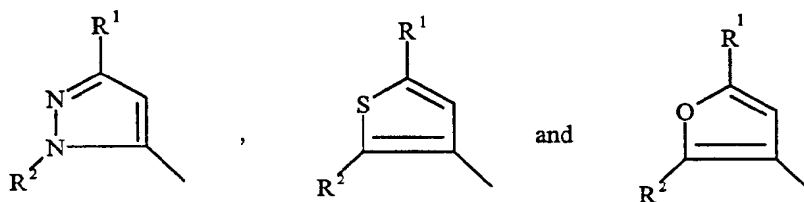
X, Z, n and n_1 are as defined above, and $s = 0$ or 1.

20

In preferred embodiments, Q is phenyl or pyridinyl, substituted or unsubstituted by halogen, up to per-halosubstitution and Q^1 is selected from the group consisting of phenyl, pyridinyl, naphthyl, pyrimidinyl, quinoline, isoquinoline, imidazole and benzothiazolyl, substituted or unsubstituted by halogen, up to per-halo substitution, or

Y-Q¹ is phthalimidinyl substituted or unsubstituted by halogen up to per-halo substitution. Z and X are preferably independently selected from the group consisting of -R⁶, -OR⁶ and -NHR⁷, wherein R⁶ is hydrogen, C₁-C₁₀-alkyl or C₃-C₁₀-cycloalkyl and R⁷ is preferably selected from the group consisting of hydrogen, C₃-C₁₀-alkyl, C₃-C₆-cycloalkyl and C₆-C₁₀-aryl, wherein R⁶ and R⁷ can be substituted by halogen or up to per-halosubstitution.

The heteroaryl moiety A of formula I is preferably selected from the group consisting of



wherein R¹ is preferably selected from the group consisting of C₃-C₁₀ alkyl, C₃-C₁₀ cycloalkyl, up to per-halosubstituted C₁-C₁₀ alkyl and up to per-halosubstituted C₃-C₁₀ cycloalkyl and R² is C₆-C₁₄ aryl, C₃-C₁₄ heteroaryl, substituted C₆-C₁₄ aryl or substituted C₃-C₁₄ heteroaryl.

Where R² is a substituted group, the substituents are preferably independently selected from the group consisting of halogen, up to per-halosubstitution, and V_n, where n = 0-3.

Each V is preferably independently selected from the group consisting of -CN, -OC(O)NR⁵R^{5'}, -CO₂R⁵, -C(O)NR⁵R^{5'}, -OR⁵, -SR⁵, -NR⁵R^{5'}, -C(O)R⁵, -NR⁵C(O)OR⁵, -SO₂R⁵, -SOR⁵, -NR⁵C(O)R⁵, -NO₂, C₁-C₁₀ alkyl, C₃-C₁₀ cycloalkyl, C₆-C₁₄ aryl, C₃-C₁₃ heteroaryl, C₇-C₂₄ alkaryl, C₄-C₂₄ alkheteroaryl, substituted C₁-C₁₀ alkyl, substituted C₃-C₁₀ cycloalkyl, substituted C₆-C₁₄ aryl, substituted C₃-C₁₃ heteroaryl, substituted C₇-C₂₄ alkaryl and substituted C₄-C₂₄ alkheteroaryl.

If V is a substituted group, it is preferably substituted by one or more substituents independently selected from the group consisting of halogen, up to per-halosubstitution, -CN, -CO₂R⁵, -C(O)R⁵, -C(O)NR⁵R^{5'}, -NR⁵R^{5'}, -OR⁵, -SR⁵,

$-\text{NR}^5\text{C}(\text{O})\text{R}^5$, $-\text{NR}^5\text{C}(\text{O})\text{OR}^5$ and $-\text{NO}_2$.

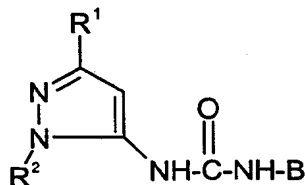
The substituents R^5 and R^5 are preferably each independently selected from the group consisting of H, $\text{C}_1\text{-C}_{10}$ alkyl, $\text{C}_3\text{-C}_{10}$ cycloalkyl, $\text{C}_6\text{-C}_{14}$ aryl, $\text{C}_3\text{-C}_{13}$ heteroaryl, $\text{C}_7\text{-C}_{24}$ alkaryl, $\text{C}_4\text{-C}_{23}$ alkheteroaryl, up to per-halosubstituted $\text{C}_1\text{-C}_{10}$ alkyl, up to per-halosubstituted $\text{C}_3\text{-C}_{10}$ cycloalkyl, up to per-halosubstituted $\text{C}_6\text{-C}_{14}$ aryl and up to per-halosubstituted $\text{C}_3\text{-C}_{13}$ heteroaryl.

R^2 is preferably substituted or unsubstituted phenyl or pyridinyl, where the substituents for R^2 are selected from the group consisting of halogen, up to per-halosubstitution and V_n^1 , wherein $n = 0\text{-}3$. Each V^1 is preferably independently selected from the group consisting of substituted and unsubstituted $\text{C}_1\text{-C}_6$ alkyl, $\text{C}_3\text{-C}_{10}$ cycloalkyl, $\text{C}_6\text{-C}_{10}$ aryl, $-\text{NO}_2$, $-\text{NH}_2$, $-\text{C}(\text{O})\text{-C}_{1-6}$ alkyl, $-\text{C}(\text{O})\text{N}(\text{C}_{1-6} \text{ alkyl})_2$, $-\text{C}(\text{O})\text{NH}\text{-C}_{1-6}$ alkyl, $-\text{O}\text{-C}_{1-6}$ alkyl, $-\text{NHC}(\text{O})\text{H}$, $-\text{NHC}(\text{O})\text{OH}$, $-\text{N}(\text{C}_{1-6} \text{ alkyl})\text{C}(\text{O})\text{-C}_{1-6}$ alkyl, $-\text{N}(\text{C}_{1-6} \text{ alkyl})\text{C}(\text{O})\text{-C}_{1-6}$ alkyl, $-\text{NHC}(\text{O})\text{-C}_{1-6}$ alkyl, $-\text{OC}(\text{O})\text{NH}\text{-C}_{6-14}$ aryl, $-\text{NHC}(\text{O})\text{O}\text{-C}_{1-6}$ alkyl, $-\text{S}(\text{O})\text{-C}_{1-6}$ alkyl and $-\text{SO}_2\text{-C}_{1-6}$ alkyl. Where V^1 is a substituted group, it is preferably substituted by one or more halogen, up to per-halosubstitution.

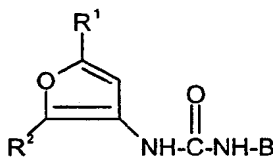
Most preferably, R^2 is selected from substituted and unsubstituted phenyl or pyridinyl groups, where the substituents are halogen and W_n ($n = 0\text{-}3$).

W is preferably selected from the group consisting of $-\text{NO}_2$, -C_{1-3} alkyl, $-\text{NH}(\text{O})\text{CH}_3$, $-\text{CF}_3$, $-\text{OCH}_3$, $-\text{F}$, $-\text{Cl}$, $-\text{NH}_2$, $-\text{OC}(\text{O})\text{NH}$ up to per-halosubstituted phenyl, $-\text{SO}_2\text{CH}_3$, pyridinyl, phenyl, up to per-halosubstituted phenyl and $\text{C}_1\text{-C}_6$ alkyl substituted phenyl.

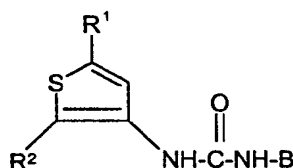
The invention also relates the compounds within the scope of general formula I described above. These more particularly include pyrazolyl ureas of the formula



furyl ureas of the formula



and thienyl ureas of the formula



5

wherein R¹, R² and B are as defined above.

The present invention is also directed to pharmaceutically acceptable salts of formula I. Suitable pharmaceutically acceptable salts are well known to those skilled in the art and include basic salts of inorganic and organic acids, such as hydrochloric acid, hydrobromic acid, sulphuric acid, phosphoric acid, methanesulphonic acid, sulphonic acid, acetic acid, trifluoroacetic acid, malic acid, tartaric acid, citric acid, lactic acid, oxalic acid, succinic acid, fumaric acid, maleic acid, benzoic acid, salicylic acid, phenylacetic acid, and mandelic acid. In addition, pharmaceutically acceptable salts include acid salts of inorganic bases, such as salts containing alkaline cations (e.g., Li⁺, Na⁺ or K⁺), alkaline earth cations (e.g., Mg⁺², Ca⁺² or Ba⁺²), the ammonium cation, as well as acid salts of organic bases, including aliphatic and aromatic substituted ammonium, and quaternary ammonium cations such as those arising from protonation or peralkylation of triethylamine, *N,N*-diethylamine, *N,N*-dicyclohexylamine, pyridine, *N,N*-dimethylaminopyridine (DMAP), 1,4-diazabicyclo[2.2.2]octane (DABCO), 1,5-diazabicyclo[4.3.0]non-5-ene (DBN) and 1,8-diazabicyclo[5.4.0]undec-7-ene (DBU).

10
15
20

A number of the compounds of Formula I possess asymmetric carbons and can therefore exist in racemic and optically active forms. Methods of separation of enantiomeric and diastereomeric mixtures are well known to one skilled in the art.

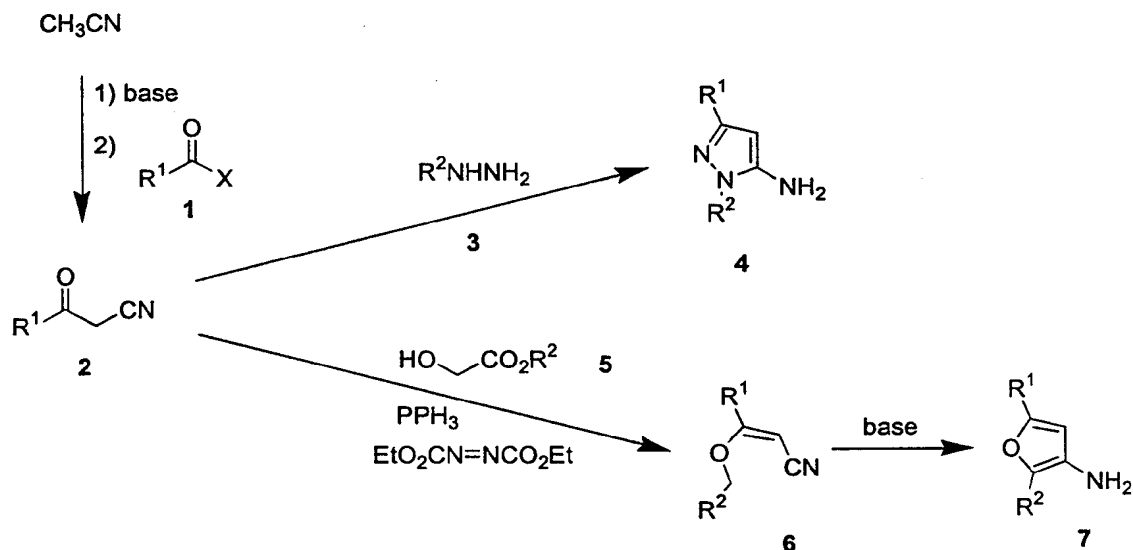
25

The present invention encompasses any isolated racemic or optically active form of compounds described in Formula I which possess Raf kinase inhibitors.

5 The compounds of Formula I may be prepared by use of known chemical reactions and procedures, some of which are commercially available. Nevertheless, the following general preparative methods are presented to aid one of skill in the art in synthesizing these compounds, with more detailed examples being presented in the experimental section describing the working examples.

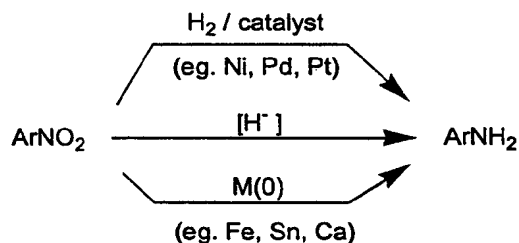
General Preparative Methods

10 Heterocyclic amines may be synthesized utilizing known methodology (Katritzky, et al. *Comprehensive Heterocyclic Chemistry*; Pergamon Press: Oxford, UK (1984).
March. *Advanced Organic Chemistry*, 3rd Ed.; John Wiley: New York (1985)). For example, as shown in Scheme I, 5-aminopyrazoles substituted at the *N*-1 position with either aryl or heteroaryl moieties may be synthesized by the reaction of an α -cyanoketone (**2**) with the appropriate aryl- or heteroaryl hydrazine (**3**, R²=aryl or
15 heteroaryl). Cyanoketone **2**, in turn, is available from the reaction of acetamidate ion with an appropriate acyl derivative, such as an ester, an acid halide, or an acid anhydride. In cases where the R² moiety offers suitable anion stabilization, 2-aryl- and 2-heteroarylfurans may be synthesized from a Mitsunobu reaction of cyanoketone **2** with alcohol **5**, followed by base catalyzed cyclization of enol ether **6** to give
20 furylamine **7**.



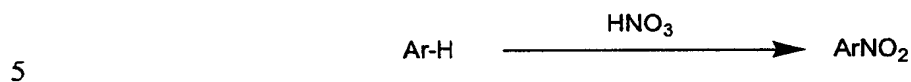
Scheme I. Selected General Methods for Heterocyclic Amine Synthesis

Substituted anilines may be generated using standard methods (March. *Advanced Organic Chemistry*, 3rd Ed.; John Wiley: New York (1985). Larock. *Comprehensive Organic Transformations*; VCH Publishers: New York (1989)). As shown in Scheme II, aryl amines are commonly synthesized by reduction of nitroaryls using a metal catalyst, such as Ni, Pd, or Pt, and H₂ or a hydride transfer agent, such as formate, cyclohexadiene, or a borohydride (Rylander. *Hydrogenation Methods*; Academic Press: London, UK (1985)). Nitroaryls may also be directly reduced using a strong hydride source, such as LiAlH₄ (Seyden-Penne. *Reductions by the Alumino- and Borohydrides in Organic Synthesis*; VCH Publishers: New York (1991)), or using a zero valent metal, such as Fe, Sn or Ca, often in acidic media. Many methods exist for the synthesis of nitroaryls (March. *Advanced Organic Chemistry*, 3rd Ed.; John Wiley: New York (1985). Larock. *Comprehensive Organic Transformations*; VCH Publishers: New York (1989)).

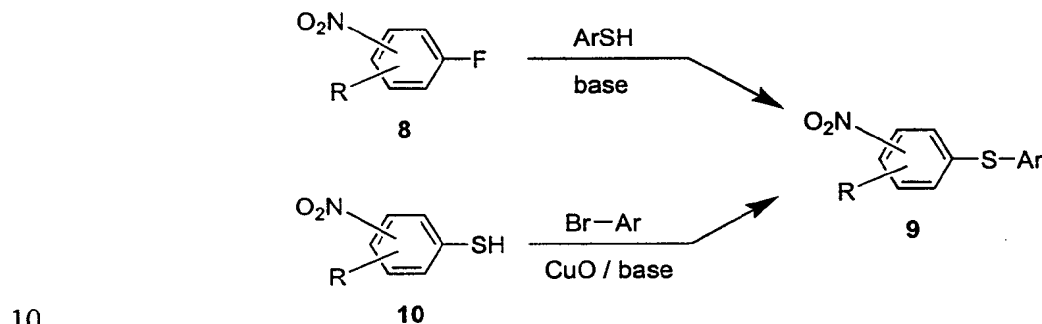


Scheme II Reduction of Nitroaryls to Aryl Amines

Nitroaryls are commonly formed by electrophilic aromatic nitration using HNO_3 , or an alternative NO_2^+ source. Nitro aryls may be further elaborated prior to reduction. Thus, nitroaryls substituted with



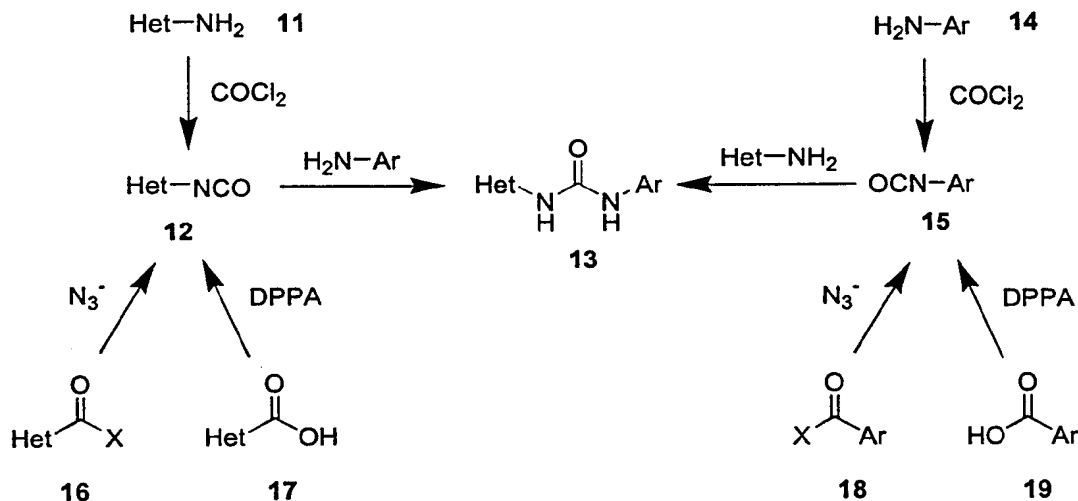
potential leaving groups (eg. F, Cl, Br, etc.) may undergo substitution reactions on treatment with nucleophiles, such as thiolate (exemplified in Scheme III) or phenoxide. Nitroaryls may also undergo Ullman-type coupling reactions (Scheme III).



Scheme III Selected Nucleophilic Aromatic Substitution using Nitroaryls

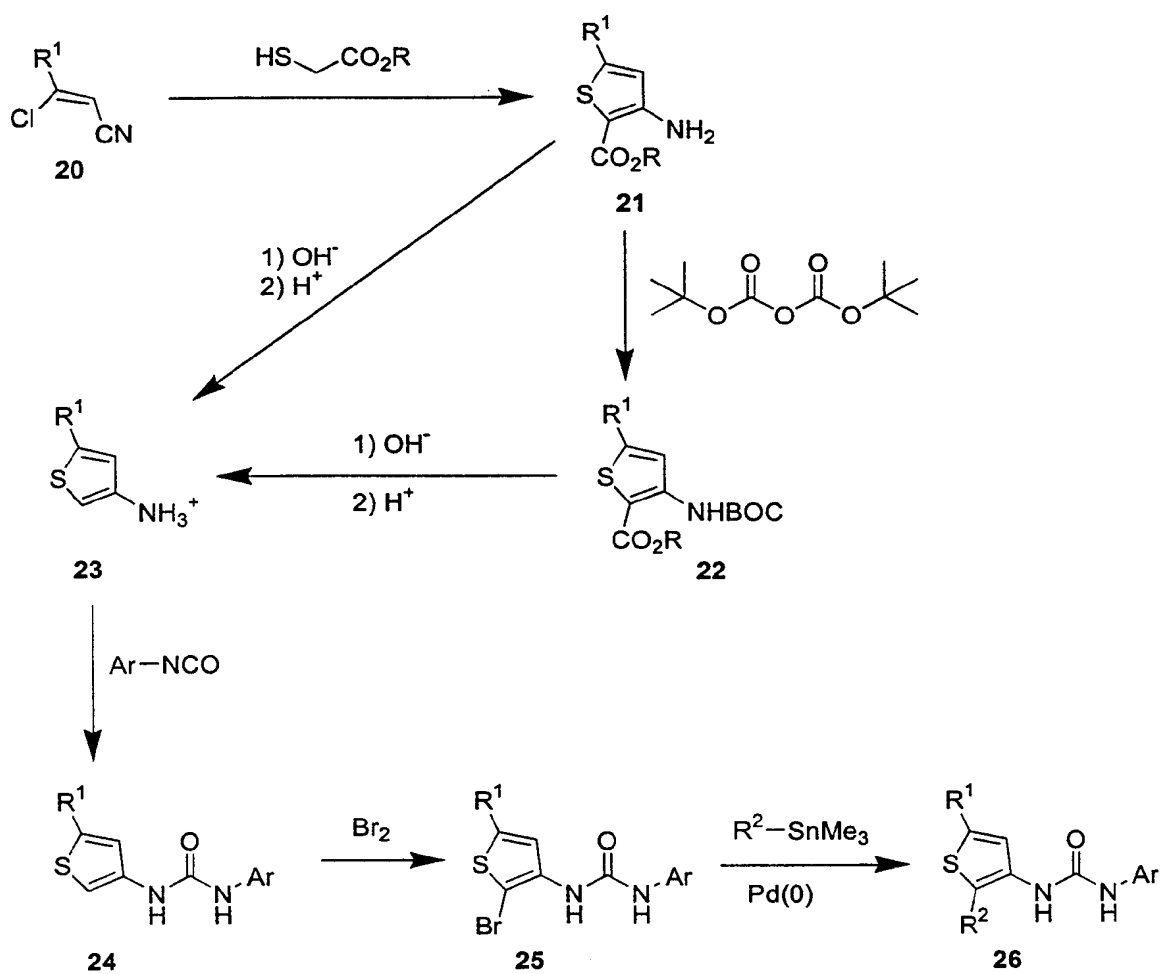
As shown in Scheme IV, urea formation may involve reaction of a heteroaryl isocyanate (**12**) with an aryl amine (**11**). The heteroaryl isocyanate may be synthesized from a heteroaryl amine by treatment with phosgene or a phosgene equivalent, such as trichloromethyl chloroformate (diphosgene), bis(trichloromethyl) carbonate (triphosgene), or *N,N'*-carbonyldiimidazole (CDI). The isocyanate may also be derived from a heterocyclic carboxylic acid derivative, such as an ester, an acid halide or an anhydride by a Curtius-type rearrangement. Thus, reaction of acid derivative **16** with an azide source, followed by rearrangement affords the isocyanate. The corresponding carboxylic acid (**17**) may also be subjected to Curtius-type rearrangements using diphenylphosphoryl azide (DPPA) or a similar reagent. A urea

may also be generated from the reaction of an aryl isocyanate (15) with a heterocyclic amine.



5 Scheme IV Selected Methods of Urea Formation (Het = heterocycle)

Finally, ureas may be further manipulated using methods familiar to those skilled in the art. For example, 2-aryl and 2-heteroarylthienyl ureas are available from the corresponding 2-halothienyl urea through transition metal mediated cross coupling reactions (exemplified with 2-bromothiophene 25, Scheme V). Thus, reaction of nitrile 20 with an α -thioacetate ester gives 5-substituted-3-amino-2-thiophenecarboxylate 21 (Ishizaki et al. JP 6025221). Decarboxylation of ester 21 may be achieved by protection of the amine, for example as the *tert*-butoxy (BOC) carbamate (22), followed by saponification and treatment with acid. When BOC protection is used, decarboxylation may be accompanied by deprotection giving the substituted 3-thiopheneammonium salt 23. Alternatively, ammonium salt 23 may be directly generated through saponification of ester 21 followed by treatment with acid. Following urea formation as described above, bromination affords penultimate halothiophene 25. Palladium mediated cross coupling of thiophene 25 with an appropriate tributyl- or trimethyltin ($R^2 = \text{aryl or heteroaryl}$) then affords the desired 2-aryl- or 2-heteroarylthienyl urea.



Scheme V Synthesis and Interconversion of Ureas

The invention also includes pharmaceutical compositions including a compound of Formula I, and a physiologically acceptable carrier.

5 The compounds may be administered orally, topically, parenterally, by inhalation or spray or vaginally, sublingually, or rectally in dosage unit formulations. The term 'administration by injection' includes intravenous, intramuscular, subcutaneous and parenteral injections, as well as use of infusion techniques. Dermal administration may include topical application or transdermal administration. One or more compounds may be present in association with one or more non-toxic
10 pharmaceutically acceptable carriers and if desired other active ingredients.

Compositions intended for oral use may be prepared according to any suitable method known to the art for the manufacture of pharmaceutical compositions. Such compositions may contain one or more agents selected from the group consisting of
15 diluents, sweetening agents, flavoring agents, coloring agents and preserving agents in order to provide palatable preparations. Tablets contain the active ingredient in admixture with non-toxic pharmaceutically acceptable excipients which are suitable for the manufacture of tablets. These excipients may be, for example, inert diluents, such as calcium carbonate, sodium carbonate, lactose, calcium phosphate or sodium
20 phosphate; granulating and disintegrating agents, for example, corn starch, or alginic acid; and binding agents, for example magnesium stearate, stearic acid or talc. The tablets may be uncoated or they may be coated by known techniques to delay disintegration and adsorption in the gastrointestinal tract and thereby provide a sustained action over a longer period. For example, a time delay material such as
25 glyceryl monostearate or glyceryl distearate may be employed. These compounds may also be prepared in solid, rapidly released form.

Formulations for oral use may also be presented as hard gelatin capsules wherein the active ingredient is mixed with an inert solid diluent, for example, calcium carbonate, calcium phosphate or kaolin, or as soft gelatin capsules wherein the active ingredient
30 is mixed with water or an oil medium, for example peanut oil, liquid paraffin or olive oil.

Aqueous suspensions contain the active materials in admixture with excipients suitable for the manufacture of aqueous suspensions. Such excipients are suspending agents, for example sodium carboxymethylcellulose, methylcellulose, hydroxypropyl methylcellulose, sodium alginate, polyvinylpyrrolidone, gum tragacanth and gum acacia; dispersing or wetting agents may be a naturally occurring phosphatide, for example, lecithin, or condensation products or an alkylene oxide with fatty acids, for example polyoxyethylene stearate, or condensation products of ethylene oxide with long chain aliphatic alcohols, for example heptadecaethylene oxycetanol, or condensation products of ethylene oxide with partial esters derived from fatty acids and hexitol such as polyoxyethylene sorbitol monooleate, or condensation products of ethylene oxide with partial esters derived from fatty acids and hexitol anhydrides, for example polyethylene sorbitan monooleate. The aqueous suspensions may also contain one or more preservatives, for example ethyl, or n-propyl *p*-hydroxybenzoate, one or more coloring agents, one or more flavoring agents, and one or more sweetening agents, such as sucrose or saccharin.

Dispersible powders and granules suitable for preparation of an aqueous suspension by the addition of water provide the active ingredient in admixture with a dispersing or wetting agent, suspending agent and one or more preservatives. Suitable dispersing or wetting agents and suspending agents are exemplified by those already mentioned above. Additional excipients, for example, sweetening, flavoring and coloring agents, may also be present.

The compounds may also be in the form of non-aqueous liquid formulations, e.g., oily suspensions which may be formulated by suspending the active ingredients in a vegetable oil, for example arachis oil, olive oil, sesame oil or peanut oil, or in a mineral oil such as liquid paraffin. The oily suspensions may contain a thickening agent, for example beeswax, hard paraffin or cetyl alcohol. Sweetening agents such as those set forth above, and flavoring agents may be added to provide palatable oral preparations. These compositions may be preserved by the addition of an anti-oxidant such as ascorbic acid.

Pharmaceutical compositions of the invention may also be in the form of oil-in-water emulsions. The oily phase may be a vegetable oil, for example olive oil or arachis oil, or a mineral oil, for example liquid paraffin or mixtures of these. Suitable emulsifying agents may be naturally-occurring gums, for example gum acacia or gum tragacanth, naturally-occurring phosphatides, for example soy bean, lecithin, and esters or partial esters derived from fatty acids and hexitol anhydrides, for example sorbitan monooleate, and condensation products of the said partial esters with ethylene oxide, for example polyoxyethylene sorbitan monooleate. The emulsions may also contain sweetening and flavoring agents.

5

Syrups and elixirs may be formulated with sweetening agents, for example glycerol, propylene glycol, sorbitol or sucrose. Such formulations may also contain a demulcent, a preservative and flavoring and coloring agents.

10

The compounds may also be administered in the form of suppositories for rectal or vaginal administration of the drug. These compositions can be prepared by mixing the drug with a suitable non-irritating excipient which is solid at ordinary temperatures but liquid at the rectal or vaginal temperature and will therefore melt in the rectum or vagina to release the drug. Such materials include cocoa butter and polyethylene glycols.

15

Compounds of the invention may also be administrated transdermally using methods known to those skilled in the art (see, for example: Chien; "Transdermal Controlled Systemic Medications"; Marcel Dekker, Inc.; 1987. Lipp et al. WO94/04157 3Mar94). For example, a solution or suspension of a compound of Formula I in a suitable volatile solvent optionally containing penetration enhancing agents can be combined with additional additives known to those skilled in the art, such as matrix materials and bacteriocides. After sterilization, the resulting mixture can be formulated following known procedures into dosage forms. In addition, on treatment with emulsifying agents and water, a solution or suspension of a compound of Formula I may be formulated into a lotion or salve.

20

25

30

Suitable solvents for processing transdermal delivery systems are known to those skilled in the art, and include lower alcohols such as ethanol or isopropyl alcohol, lower ketones such as acetone, lower carboxylic acid esters such as ethyl acetate, polar ethers such as tetrahydrofuran, lower hydrocarbons such as hexane, cyclohexane or benzene, or halogenated hydrocarbons such as dichloromethane, chloroform, trichlorotrifluoroethane, or trichlorofluoroethane. Suitable solvents may also include mixtures of one or more materials selected from lower alcohols, lower ketones, lower carboxylic acid esters, polar ethers, lower hydrocarbons, halogenated hydrocarbons.

Suitable penetration enhancing materials for transdermal delivery system are known to those skilled in the art, and include, for example, monohydroxy or polyhydroxy alcohols such as ethanol, propylene glycol or benzyl alcohol, saturated or unsaturated C_8-C_{18} fatty alcohols such as lauryl alcohol or cetyl alcohol, saturated or unsaturated C_8-C_{18} fatty acids such as stearic acid, saturated or unsaturated fatty esters with up to 24 carbons such as methyl, ethyl, propyl, isopropyl, n-butyl, sec-butyl isobutyl tertbutyl or monoglycerin esters of acetic acid, capronic acid, lauric acid, myristinic acid, stearic acid, or palmitic acid, or diesters of saturated or unsaturated dicarboxylic acids with a total of up to 24 carbons such as diisopropyl adipate, diisobutyl adipate, diisopropyl sebacate, diisopropyl maleate, or diisopropyl fumarate. Additional penetration enhancing materials include phosphatidyl derivatives such as lecithin or cephalin, terpenes, amides, ketones, ureas and their derivatives, and ethers such as dimethyl isosorbid and diethyleneglycol monoethyl ether. Suitable penetration enhancing formulations may also include mixtures of one or more materials selected from monohydroxy or polyhydroxy alcohols, saturated or unsaturated C_8-C_{18} fatty alcohols, saturated or unsaturated C_8-C_{18} fatty acids, saturated or unsaturated fatty esters with up to 24 carbons, diesters of saturated or unsaturated dicarboxylic acids with a total of up to 24 carbons, phosphatidyl derivatives, terpenes, amides, ketones, ureas and their derivatives, and ethers.

Suitable binding materials for transdermal delivery systems are known to those skilled in the art and include polyacrylates, silicones, polyurethanes, block polymers, styrenebutadiene copolymers, and natural and synthetic rubbers. Cellulose ethers, derivatized polyethylenes, and silicates may also be used as matrix components.

Additional additives, such as viscous resins or oils may be added to increase the viscosity of the matrix.

5 For all regimens of use disclosed herein for compounds of Formula I, the daily oral dosage regimen will preferably be from 0.01 to 200 mg/Kg of total body weight. The daily dosage for administration by injection, including intravenous, intramuscular, subcutaneous and parenteral injections, and use of infusion techniques will preferably be from 0.01 to 200 mg/Kg of total body weight. The daily vaginal dosage regimen will preferably be from 0.01 to 200 mg/Kg of total body weight. The daily rectal dosage regime will preferably be from 0.01 to 200 mg/Kg of total body weight. The daily topical dosage regime will preferably be from 0.1 to 200 mg administered between one to four times daily. The transdermal concentration will preferably be that required to maintain a daily dose of from 0.01 to 200 mg/Kg. The daily inhalation dosage regime will preferably be from 0.01 to 10 mg/Kg of total body weight.

15

It will be appreciated by those skilled in the art that the particular method of administration will depend on a variety of factors, all of which are considered routinely when administering therapeutics. It will also be understood, however, that the specific dose level for any given patient will depend upon a variety of factors, including, the activity of the specific compound employed, the age of the patient, the body weight of the patient, the general health of the patient, the gender of the patient, the diet of the patient, time of administration, route of administration, rate of excretion, drug combinations, and the severity of the condition undergoing therapy.

25

It will be further appreciated by one skilled in the art that the optimal course of treatment, ie., the mode of treatment and the daily number of doses of a compound of Formula I or a pharmaceutically acceptable salt thereof given for a defined number of days, can be ascertained by those skilled in the art using conventional treatment tests.

30

It will be understood, however, that the specific dose level for any particular patient will depend upon a variety of factors, including the activity of the specific compound employed, the age, body weight, general health, sex, diet, time of administration,

route of administration, and rate of excretion, drug combination and the severity of the condition undergoing therapy.

5 The entire disclosure of all applications, patents and publications cited above and below are hereby incorporated by reference, including provisional application [Attorney Docket Bayer 9V1], filed on December 22, 1997 as SN 08/996,181 and converted on December 22, 1998.

10 The compounds are producible from known compounds (or from starting materials which, in turn, are producible from known compounds), e.g., through the general preparative methods shown below. The activity of a given compound to inhibit raf kinase can be routinely assayed, e.g., according to procedures disclosed below. The following examples are for illustrative purposes only and are not intended, nor should they be construed to limit the invention in any way.

15

EXAMPLES

All reactions were performed in flame-dried or oven-dried glassware under a positive pressure of dry argon or dry nitrogen, and were stirred magnetically unless otherwise indicated. Sensitive liquids and solutions were transferred via syringe or cannula, and introduced into reaction vessels through rubber septa. Unless otherwise stated, the term 'concentration under reduced pressure' refers to use of a Buchi rotary evaporator at approximately 15 mmHg.

20

All temperatures are reported uncorrected in degrees Celsius (°C). Unless otherwise indicated, all parts and percentages are by weight.

25

Commercial grade reagents and solvents were used without further purification. Thin-layer chromatography (TLC) was performed on Whatman® pre-coated glass-backed silica gel 60A F-254 250 µm plates. Visualization of plates was effected by one or more of the following techniques: (a) ultraviolet illumination, (b) exposure to iodine vapor, (c) immersion of the plate in a 10% solution of phosphomolybdic acid in ethanol followed by heating, (d) immersion of the plate in a cerium sulfate solution followed by heating, and/or (e) immersion of the plate in an acidic ethanol solution of

30

2,4-dinitrophenylhydrazine followed by heating. Column chromatography (flash chromatography) was performed using 230-400 mesh EM Science® silica gel.

Melting points (mp) were determined using a Thomas-Hoover melting point apparatus or a Mettler FP66 automated melting point apparatus and are uncorrected. Proton (¹H) nuclear magnetic resonance (NMR) spectra were measured with a General Electric GN-Omega 300 (300 MHz) spectrometer with either Me₄Si (δ 0.00) or residual protonated solvent (CHCl₃ δ 7.26; MeOH δ 3.30; DMSO δ 2.49) as standard. Carbon (¹³C) NMR spectra were measured with a General Electric GN-Omega 300 (75 MHz) spectrometer with solvent (CDCl₃ δ 77.0; MeOD-d₃; δ 49.0; DMSO-d₆ δ 39.5) as standard. Low resolution mass spectra (MS) and high resolution mass spectra (HRMS) were either obtained as electron impact (EI) mass spectra or as fast atom bombardment (FAB) mass spectra. Electron impact mass spectra (EI-MS) were obtained with a Hewlett Packard 5989A mass spectrometer equipped with a Vacumetrics Desorption Chemical Ionization Probe for sample introduction. The ion source was maintained at 250 °C. Electron impact ionization was performed with electron energy of 70 eV and a trap current of 300 μA. Liquid-cesium secondary ion mass spectra (FAB-MS), an updated version of fast atom bombardment were obtained using a Kratos Concept 1-H spectrometer. Chemical ionization mass spectra (CI-MS) were obtained using a Hewlett Packard MS-Engine (5989A) with methane as the reagent gas (1x10⁻⁴ torr to 2.5x10⁻⁴ torr). The direct insertion desorption chemical ionization (DCI) probe (Vacumetrics, Inc.) was ramped from 0-1.5 amps in 10 sec and held at 10 amps until all traces of the sample disappeared (~1-2 min). Spectra were scanned from 50-800 amu at 2 sec per scan. HPLC - electrospray mass spectra (HPLC ES-MS) were obtained using a Hewlett-Packard 1100 HPLC equipped with a quaternary pump, a variable wavelength detector, a C-18 column, and a Finnigan LCQ ion trap mass spectrometer with electrospray ionization. Spectra were scanned from 120-800 amu using a variable ion time according to the number of ions in the source. Gas chromatography - ion selective mass spectra (GC-MS) were obtained with a Hewlett Packard 5890 gas chromatograph equipped with an HP-1 methyl silicone column (0.33 mM coating; 25 m x 0.2 mm) and a Hewlett Packard 5971 Mass Selective Detector (ionization energy 70 eV).

Elemental analyses were conducted by Robertson Microlit Labs, Madison NJ. All compounds displayed NMR spectra, LRMS and either elemental analysis or HRMS consistent with assigned structures.

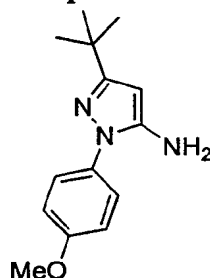
5

List of Abbreviations and Acronyms:

	AcOH	acetic acid
	anh	anhydrous
	BOC	<i>tert</i> -butoxycarbonyl
10	conc	concentrated
	dec	decomposition
	DMPU	1,3-dimethyl-3,4,5,6-tetrahydro-2(1H)-pyrimidinone
	DMF	<i>N,N</i> -dimethylformamide
	DMSO	dimethylsulfoxide
15	DPPA	diphenylphosphoryl azide
	EtOAc	ethyl acetate
	EtOH	ethanol (100%)
	Et ₂ O	diethyl ether
	Et ₃ N	triethylamine
20	<i>m</i> -CPBA	3-chloroperoxybenzoic acid
	MeOH	methanol
	pet. ether	petroleum ether (boiling range 30-60 °C)
	THF	tetrahydrofuran
	TFA	trifluoroacetic acid
25	Tf	trifluoromethanesulfonyl

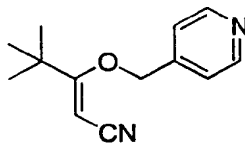
A. General Methods for Synthesis of Heterocyclic Amines

A1. General Procedure for the Preparation of *N'*-Aryl-5-aminopyrazoles

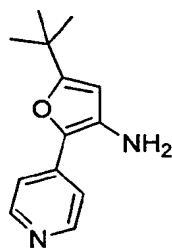


***N'*-(4-Methoxyphenyl)-5-amino-3-*tert*-butylpyrazole:** A mixture of 4-methoxyphenylhydrazine hydrochloride (3.5 g), 4,4-dimethyl-3-oxopentanenitrile (2.5 g), EtOH (30 mL), and AcOH (1 mL) was heated at the reflux temperature for 3 h, cooled to room temp., and poured into a mixture of Et₂O (100 mL) and a 10% Na₂CO₃ solution (100 mL). The organic layer was washed with a saturated NaCl solution, dried (MgSO₄) and concentrated under reduced pressure. The solid residue was washed with pentane to afford the desired pyrazole as a pale brown solid. (4.25g): ¹H-NMR (DMSO-*d*₆) δ 1.18 (s, 9H); 3.78 (s, 3H); 5.02 (br s, 2H); 5.34 (s, 1H); 6.99 (d, *J*=8 Hz, 2H); 7.42 (d, *J*=8 Hz, 2H).

A2. General Method for the Mitsunobu-Based Synthesis of 2-Aryl-3-aminofurans

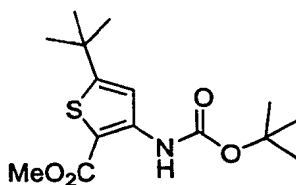


Step 1. 4,4-Dimethyl-3-(4-pyridinylmethoxy)-2-pentenitrile: A solution of triphenylphosphine (2.93 g, 11.2 mmol) in anhyd THF (50 mL) was treated with diethyl azodicarboxylate (1.95 g, 11.2 mmol) and 4-pyridinylmethanol (1.22 g, 11.2 mmol), then stirred for 15 min. The resulting white slurry was treated with 4,4-dimethyl-3-oxopentanenitrile (1.00 g, 7.99 mmol), then stirred for 15 min. The reaction mixture was concentrated under reduced pressure. The residue was purified by column chromatography (30% EtOAc/70% hexane) to give the desired nitrile as a yellow solid (1.83 g, 76%): TLC (20% EtOAc/80% hexane) *R*_f 0.13; ¹H-NMR (CDCl₃) δ 1.13 (s, 9H), 4.60 (s, 1H), 5.51 (s, 2H), 7.27 (d, *J*=5.88 Hz, 2H), 8.60 (d, *J*=6.25 Hz, 2H); ¹³C-NMR (CDCl₃) δ 27.9 (3C), 38.2, 67.5, 70.8, 117.6, 121.2 (2C), 144.5, 149.9 (2C), 180.7; CI-MS *m/z* (rel abundance) 217 ((*M*+*H*)⁺, 100%).



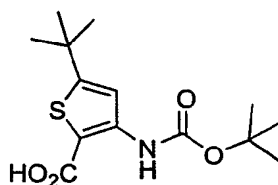
Step 2. 3-Amino-2-(4-pyridinyl)-5-tert-butylfuran: A solution of 4,4-dimethyl-3-(4-pyridinylmethoxy)-2-pentenenitrile (1.55 g, 7.14 mmol) in anhydrous DMSO (75 mL) was treated with potassium *tert*-butoxide (0.88 g, 7.86 mmol) and stirred at room temp for 10 min. The resulting mixture was treated with EtOAc (300 mL), then sequentially washed with water (2 x 200 mL) and a saturated NaCl solution (100 mL). Combined aqueous phases were back-extracted with EtOAc (100 mL). The combined organic phases were dried (Na₂SO₄) and concentrated under reduced pressure. The residue was purified by column chromatography (gradient from 30% EtOAc/70% hexane to 100% EtOAc) to give the desired product as an orange oil (0.88 g, 57%): TLC (40% EtOAc/60% hexane) R_f 0.09; ¹H-NMR (CDCl₃) δ 1.28 (s, 9H), 3.65 (br s, 2H), 5.79 (s, 1H), 7.30 (d, *J*=6.25 Hz, 2H), 8.47 (d, *J*=6.25 Hz, 2H); EI-MS *m/z* (rel abundance) 216 (M⁺, 30%).

1A3. Synthesis 3-Amino-5-alkylthiophenes from *N*-BOC 3-Amino-5-alkyl-2-thiophenecarboxylate esters



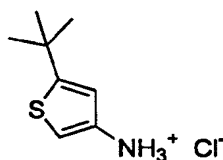
Step 1. Methyl 3-(*tert*-Butoxycarbonylamino)-5-*tert*-butyl-2-thiophenecarboxylate: To a solution of methyl 3-amino-5-*tert*-butyl-2-thiophenecarboxylate (150 g, 0.70 mol) in pyridine (2.8 L) at 5 °C was added di-*tert*-butyl dicarbonate (171.08 g, 0.78 mol, 1.1 equiv) and *N,N*-dimethylaminopyridine (86 g, 0.70 mol, 1.00 equiv) and the resulting mixture was stirred at room temp for 7 d. The resulting dark solution was concentrated under reduced pressure (approximately 0.4 mmHg) at approximately 20 °C. The resulting red solids were dissolved in CH₂Cl₂ (3 L) and sequentially

washed with a 1 M H₃PO₄ solution (2 x 750 mL), a saturated NaHCO₃ solution (800 mL) and a saturated NaCl solution (2 x 800 mL), dried (Na₂SO₄) and concentrated under reduced pressure. The resulting orange solids were dissolved in abs. EtOH (2 L) by warming to 49 °C, then treated with water (500 mL) to afford the desired product as an off-white solid (163 g, 74%): ¹H-NMR (CDCl₃) δ 1.38 (s, 9H), 1.51 (s, 9H), 3.84 (s, 3H), 7.68 (s, 1H), 9.35 (br s, 1H); FAB-MS *m/z* (rel abundance) 314 ((M+H)⁺, 45%).



Step 2. 3-(tert-Butoxycarbonylamino)-5-tert-butyl-2-thiophenecarboxylic Acid:

To a solution of methyl 3-(tert-butoxycarbonylamino)-5-tert-butyl-2-thiophenecarboxylate (90.0 g, 0.287 mol) in THF (630 mL) and MeOH (630 mL) was added a solution of NaOH (42.5 g, 1.06 mol) in water (630 mL). The resulting mixture was heated at 60 °C for 2 h, concentrated to approximately 700 mL under reduced pressure, and cooled to 0 °C. The pH was adjusted to approximately 7 with a 1.0 N HCl solution (approximately 1 L) while maintaining the internal temperature at approximately 0 °C. The resulting mixture was treated with EtOAc (4 L). The pH was adjusted to approximately 2 with a 1.0 N HCl solution (500 mL). The organic phase was washed with a saturated NaCl solution (4 x 1.5 L), dried (Na₂SO₄), and concentrated to approximately 200 mL under reduced pressure. The residue was treated with hexane (1 L) to form a light pink (41.6 g). Resubmission of the mother liquor to the concentration-precipitation protocol afforded additional product (38.4 g, 93% total yield): ¹H-NMR (CDCl₃) δ 1.94 (s, 9H), 1.54 (s, 9H), 7.73 (s, 1H), 9.19 (br s, 1H); FAB-MS *m/z* (rel abundance) 300 ((M+H)⁺, 50%).

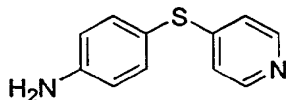


Step 3. 5-tert-Butyl-3-thiopheneammonium Chloride: A solution of 3-(*tert*-butoxycarbonylamino)-5-*tert*-butyl-2-thiophenecarboxylic acid (3.0 g, 0.010 mol) in dioxane (20 mL) was treated with an HCl solution (4.0 M in dioxane, 12.5 mL, 0.050 mol, 5.0 equiv), and the resulting mixture was heated at 80 °C for 2 h. The resulting cloudy solution was allowed to cool to room temp forming some precipitate. The slurry was diluted with EtOAc (50 mL) and cooled to -20 °C. The resulting solids were collected and dried overnight under reduced pressure to give the desired salt as an off-white solid (1.72 g, 90%): ¹H-NMR (DMSO-d₆) δ 1.31 (s, 9H), 6.84 (d, *J*=1.48 Hz, 1H), 7.31 (d, *J*=1.47 Hz, 1H), 10.27 (br s, 3H).

10

B. General Methods for Synthesis of Substituted Anilines

B1. General Method for Substituted Aniline Synthesis via Nucleophilic Aromatic Substitution using a Halopyridine

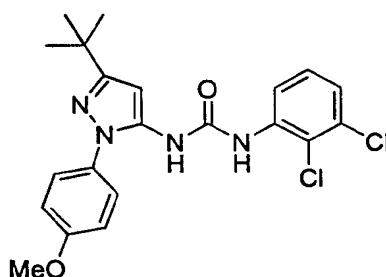


3-(4-Pyridinylthio)aniline: To a solution of 3-aminothiophenol (3.8 mL, 34 mmoles) in anhydrous DMF (90 mL) was added 4-chloropyridine hydrochloride (5.4 g, 35.6 mmoles) followed by K₂CO₃ (16.7 g, 121 mmoles). The reaction mixture was stirred at room temp. for 1.5 h, then diluted with EtOAc (100 mL) and water (100 mL). The aqueous layer was back-extracted with EtOAc (2 x 100 mL). The combined organic layers were washed with a saturated NaCl solution (100 mL), dried (MgSO₄), and concentrated under reduced pressure. The residue was filtered through a pad of silica (gradient from 50% EtOAc/50% hexane to 70% EtOAc/30% hexane) and the resulting material was triturated with a Et₂O/hexane solution to afford the desired product (4.6 g, 66%): TLC (100 % ethyl acetate) R_f 0.29; ¹H-NMR (DMSO-d₆) δ 5.41 (s, 2H), 6.64-6.74 (m, 3H), 7.01 (d, *J*=4.8, 2H), 7.14 (t, *J*=7.8 Hz, 1H), 8.32 (d, *J*=4.8, 2H).

25

C. General Methods of Urea Formation

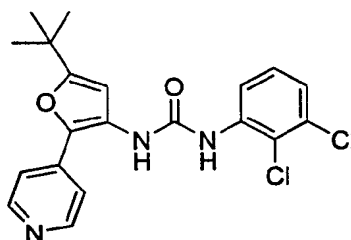
C1a. Reaction of a Heterocyclic Amine with an Aryl Isocyanate



***N*-(1-(4-Methoxyphenyl)-3-*tert*-butyl-5-pyrazolyl)-*N'*-(2,3-dichlorophenyl)urea:**

To a stirring solution of 1-(4-methoxyphenyl)-3-*tert*-butyl-5-aminopyrazole (0.342 g, 1.39 mmol) in anhydrous toluene (9 mL) was added 2,3-dichlorophenyl isocyanate (0.276 mL, 2.09 mmol). The solution was sealed and stirred in the dark for 96 h at 60 °C. After this time, the reaction mixture was diluted with EtOAc (200 mL). The resulting mixture was sequentially washed with a 1 M HCl solution (2 x 125 mL) and a saturated NaCl solution (50 mL), dried (MgSO₄), and concentrated under reduced pressure. The residue was purified by column chromatography (20% EtOAc/80% hexane) to give the product as a white solid (0.335 g, 56%): TLC (20% EtOAc/80% hexane) R_f 0.22; ¹H NMR (DMSO-*d*₆) δ 1.24 (s, 9H), 3.79 (s, 3H), 6.33 (s, 1H), 7.05 (d, *J*=9 Hz, 2H), 7.28 (m, 2H), 7.38 (d, *J*=9 Hz, 2H), 8.05 (dd, *J*=3, 6 Hz, 1H), 8.75 (s, 1H), 9.12 (s, 1H); FAB-MS *m/z* 433 ((M+H)⁺).

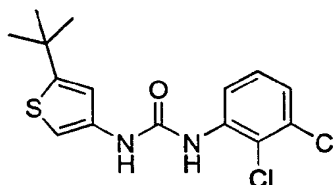
15 C1b. Reaction of a Heterocyclic Amine with an Aryl Isocyanate



***N*-(2-(4-Pyridinyl)-5-*tert*-butyl-3-furyl)-*N'*-(2,3-dichlorophenyl)urea:** A solution of 3-amino-2-(4-pyridinyl)-5-*tert*-butylfuran (Method A2; 0.10 g, 0.46 mmol) and 2,3-dichlorophenyl isocyanate (0.13 g, 0.69 mmol) in CH₂Cl₂ was stirred at room temp. for 2 h, then was treated with 2-(dimethylamino)ethylamine (0.081 g, 0.92 mmol) and stirred for an additional 30 min. The resulting mixture was diluted with EtOAc (50 mL), then was sequentially washed with a 1 N HCl solution (50 mL), a saturated NaHCO₃ solution (50 mL) and a saturated NaCl solution (50 mL), dried (Na₂SO₄), and concentrated under reduced pressure. The residue was purified using

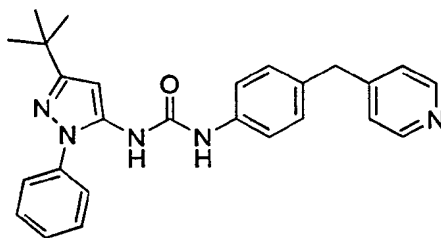
column chromatography (gradient from 10% EtOAc/90% hexane to 40% EtOAc/60% hexane) to give the desired compound as a white solid (0.12 g, 63%): mp 195-198 °C; TLC (60% EtOAc/40% hexane) R_f 0.47; ^1H NMR (DMSO- d_6) δ 1.30 (s, 9H); 6.63 (s, 1H); 7.30-7.32 (m, 2H), 7.58 (dm, $J=6.62$ Hz, 2H), 8.16 (dd, $J=2.57, 6.99$ Hz, 1H),
5 8.60 (dm, $J=6.25$ Hz, 2H), 8.83 (s, 1H), 9.17 (s, 1H); ^{13}C NMR (DMSO- d_6) δ 28.5 (3C), 32.5, 103.7, 117.3 (2C), 119.8, 120.4, 123.7, 125.6, 128.1, 131.6, 135.7, 136.5, 137.9, 150.0 (2C), 152.2, 163.5; CI-MS m/z (rel abundance) 404 ((M+H) $^+$, 15%), 406 ((M+H+2) $^+$, 8%).

10 **C1c. Reaction of a Heterocyclic Amine with an Isocyanate**



N-(5-*tert*-Butyl-3-thienyl)-*N'*-(2,3-dichlorophenyl)urea: Pyridine (0.163 mL, 2.02 mmol) was added to a slurry of 5-*tert*-butylthiophenylammonium chloride (Method A4c; 0.30 g, 1.56 mmol) and 2,3-dichlorophenyl isocyanate (0.32 mL, 2.02 mmol) in
15 CH_2Cl_2 (10 mL) to clarify the mixture and the resulting solution was stirred at room temp. overnight. The reaction mixture was then concentrated under reduced pressure and the residue was separated between EtOAc (15 mL) and water (15 mL). The organic layer was sequentially washed with a saturated NaHCO_3 solution (15 mL), a 1N HCl solution (15 mL) and a saturated NaCl solution (15 mL), dried (Na_2SO_4), and
20 concentrated under reduced pressure. A portion of the residue was by preparative HPLC (C-18 column; 60% acetonitrile/40% water/0.05% TFA) to give the desired urea (0.180 g, 34%): mp 169-170 °C; TLC (20% EtOAc/80% hexane) R_f 0.57; ^1H -NMR (DMSO- d_6) δ 1.31 (s, 9H), 6.79 (s, 1H), 7.03 (s, 1H), 7.24-7.33 (m, 2H), 8.16 (dd, $J=1.84, 7.72$ Hz, 1H), 8.35 (s, 1H), 9.60 (s, 1H); ^{13}C -NMR (DMSO- d_6) δ 31.9
25 (3C), 34.0, 103.4, 116.1, 119.3, 120.0, 123.4, 128.1, 131.6, 135.6, 138.1, 151.7, 155.2; FAB-MS m/z (rel abundance) 343 ((M+H) $^+$, 83%), 345 ((M+H+2) $^+$, 56%), 347 ((M+H+4) $^+$, 12%).

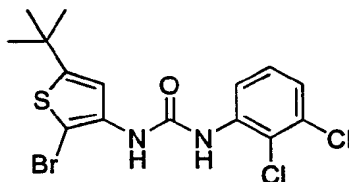
C2. Reaction of Substituted Aniline with *N,N'*-Carbonyldiimidazole Followed by Reaction with a Heterocyclic Amine



***N*-(1-Phenyl-3-*tert*-butyl-5-pyrazolyl)-*N'*-(4-(4-pyridinylmethyl)phenyl)urea:** A solution of 4-(4-pyridinylmethyl)aniline (0.25 g, 1.38 mmol) and *N,N'*-carbonyldiimidazole (0.23 g, 1.42 mmol) in CH₂Cl₂ (11 mL) at room temp. was stirred for 2 h, then treated with 5-amino-1-phenyl-3-*tert*-butyl-5-pyrazole (0.30 g, 1.38 mmol) and the resulting mixture was stirred at 50 °C overnight. The reaction mixture was diluted with EtOAc (25 mL), then sequentially washed with water (30 mL) and a saturated NaCl solution (30 mL), dried (MgSO₄), and concentrated under reduced pressure. The residue was purified by column chromatography (gradient from 100% CH₂Cl₂ to 30% acetone/70% CH₂Cl₂) and the resulting material was recrystallized (EtOAc/Et₂O) to give the desired product complexed with 0.25 equiv H₂O (0.30 g): TLC (60% acetone/40% CH₂Cl₂) R_f 0.56; ¹H-NMR (DMSO-*d*₆) δ 1.25 (s, 9H); 3.86 (s, 2H), 6.34 (s, 1H), 7.11 (d, *J*=8.82 Hz, 2H), 7.19 (dm, *J*=6.25 Hz, 2H), 7.31 (d, *J*=1.84 Hz, 2H), 7.35-7.51 (m, 5 H), 8.34 (s, 1H), 8.42 (dm, *J*=5.98 Hz, 2H), 8.95 (s, 1H); FAB-MS *m/z* (rel abundance) 426 ((*M*+*H*)⁺, 100%).

D. Interconversion of Ureas

D1. General Method for Electrophilic Halogenation of Aryl Ureas

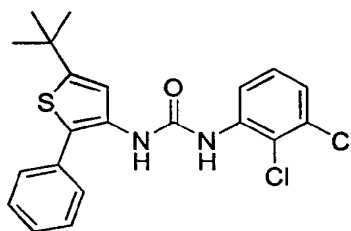


***N*-(2-Bromo-5-*tert*-butyl-3-thienyl)-*N'*-(2,3-dichlorophenyl)urea:** To a slurry of *N*-(5-*tert*-butyl-3-thienyl)-*N'*-(2,3-dichlorophenyl)urea (Method C1c; 3.00 g, 8.74 mmol) in CHCl₃ (200 mL) at room temp was slowly added a solution of Br₂ (0.46 mL, 1.7 mmol) in CHCl₃ (150 mL) via addition funnel over 2.5 h, causing the reaction mixture

to become homogeneous. Stirring was continued 20 min after which TLC analysis indicated complete reaction. The reaction mixture was concentrated under reduced pressure, and the residue triturated (Et₂O/hexane) and the resulting solids were washed (hexane) to give the brominated product as a pink powder (3.45 g, 93%): mp 180-183 °C; TLC (10% EtOAc/90% hexane) R_f 0.68; ¹H NMR (DMSO-d₆) δ 1.28 (s, 9H), 7.27-7.31 (m, 2H), 7.33 (s, 1H), 8.11 (dd, J=3.3, 6.6 Hz, 1H), 8.95 (s, 1H), 9.12 (s, 1H); ¹³C NMR (DMSO-d₆) δ 31.5 (3C), 34.7, 91.1, 117.9, 120.1, 120.5, 123.8, 128.0, 131.6, 135.5, 137.9, 151.6, 155.3; FAB-MS m/z (rel abundance) 421 ((M+H)⁺, 7%), 423 (M+2+H)⁺, 10%).

10

D2. General Method for Metal-Mediated Cross-Coupling Reactions with Halogen-Substituted Ureas

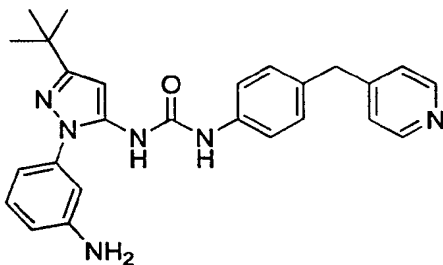


N-(2-Phenyl-5-*tert*-butyl-3-thienyl)-*N'*-(2,3-dichlorophenyl)urea: To a solution of *N*-(3-(2-bromo-5-*tert*-butylthienyl)-*N'*-(2,3-dichlorophenyl)urea (0.50 g, 1.18 mmol) and phenyltrimethyltin (0.21 mL, 1.18 mmol) in DMF (15 mL) was added Pd(PPh₃)₂Cl₂ (0.082 g, 0.12 mmol), and the resulting suspension was heated at 80 °C overnight. The reaction mixture was diluted with EtOAc (50 mL) and water (50 mL), and the organic layer sequentially washed with water (3 x 50 mL) and a saturated NaCl solution (50 mL), then dried (Na₂SO₄) and concentrated under reduced pressure. The residue was purified by MPLC (Biotage®; gradient from 100% hexane to 5% EtOAc/95% hexane) followed by preparative HPLC (C-18 column; 70% CH₃CN/30% water/0.05% TFA). The HPLC fractions were concentrated under reduced pressure and the resulting aqueous mixture was extracted with EtOAc (2 x 50 mL). The combined organic layers were dried (Na₂SO₄) and concentrated under reduced pressure to give a gummy semi-solid, which was triturated with hexane to afford the desired product as a white solid (0.050 g, 10%): mp 171-173 °C; TLC (5% EtOAc/95% hexane) R_f 0.25; ¹H NMR (CDCl₃) δ 1.42 (s, 9H), 6.48 (br s, 1H), 7.01 (s, 1H), 7.10-7.18 (m, 2H), 7.26-7.30 (m, 1H), 7.36 (app t, J=7.72 Hz, 2H), 7.39 (br s,

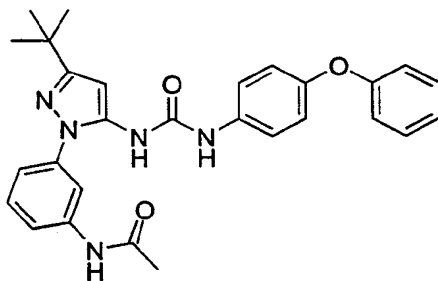
1H), 7.50 (dm, $J=6.99$ Hz, 2H), 7.16 (dd, $J=2.20, 7.72$ Hz, 1H); ^{13}C NMR (CDCl_3) δ 32.1 (3C), 34.8, 118.4, 118.8, 120.7, 121.1, 124.2, 127.7, 127.9, 128.2 (2C), 128.5, 129.0 (2C), 132.4, 132.5, 136.9, 153.1, 156.3; FAB-MS m/z (rel abundance) 419 ((M+H) $^+$, 6%), 421 ((M+H+2) $^+$, 4%).

5

D3. General Methods of Reduction of Nitro-Containing Aryl Ureas



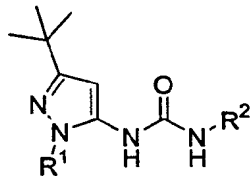
***N*-(1-(3-Aminophenyl)-3-*tert*-butyl-5-pyrazolyl)-*N'*-(4-(4-pyridinylthio)phenyl)urea:** A solution of *N*-(1-(3-nitrophenyl)-3-*tert*-butyl-5-pyrazolyl)-*N'*-(4-(4-pyridinylthio)phenyl)urea (Prepared in methods analogous to those described in A1 and C1a; 0.310 g, 0.635 mmol) in acetic acid (20 mL) was placed under an atmosphere of Ar using a vacuum-degassed and argon-purge protocol. To this was added water (0.2 mL) followed by iron powder (325 mesh; 0.354 g, 6.35 mmol). The reaction mixture was stirred vigorously under argon at room temp. for 18 h, at which time TLC indicated the absence of starting material. The reaction mixture was filtered and the solids were washed copiously with water (300 mL). The orange solution was then brought to pH 4.5 by addition of NaOH pellets (a white precipitate forms). The resulting suspension was extracted with Et₂O (3 x 250 mL), and the combined organic layers were washed with a saturated NaHCO₃ solution (2 x 300 mL) until foaming ceased. The resulting solution was dried (MgSO₄) and concentrated under reduced pressure. The resulting white solid was purified by column chromatography (gradient from 30% acetone/70% CH₂Cl₂ to 50% acetone/50% CH₂Cl₂) to give the product as a white solid (0.165 g, 57%): TLC (50% acetone/50% CH₂Cl₂) R_f 0.50; ^1H NMR (DMSO- d_6) δ 1.24 (s, 9H), 5.40 (br s, 2H), 6.34 (s, 1H), 6.57 (d, $J=8$ Hz, 2H), 6.67 (s, 1H), 6.94 (d, $J=6$ Hz, 2H), 7.12 (app t, $J=8$ Hz, 1H), 7.47 (d, $J=9$ Hz, 2H), 7.57 (d, $J=9$ Hz, 2H), 8.31 (d, $J=6$ Hz, 2H), 8.43 (s, 1H), 9.39 (s, 1H); FAB-MS m/z 459 ((M+H) $^+$).

D4. General Methods of Acylation of Amine-Containing Aryl Ureas***N*-(1-(3-Acetamidophenyl)-3-*tert*-butyl-5-pyrazolyl)-*N'*-(4-phenoxyphenyl)urea:**

To a solution of *N*-(1-(3-aminophenyl)-3-*tert*-butyl-5-pyrazolyl)-*N'*-(4-phenoxyphenyl)urea (prepared using methods analogous to those described in A1, C1a and D3; 0.154 g, 0.349 mmol) in CH₂Cl₂ (10 mL) was added pyridine (0.05 mL) followed by acetyl chloride (0.030 mL, 0.417 mmol). The reaction mixture was stirred under argon at room temp. for 3 h, at which time TLC analysis indicated the absence of starting material. The reaction mixture was diluted with CH₂Cl₂ (20 mL), then the resulting solution was sequentially washed with water (30 mL) and a saturated NaCl solution (30 mL), dried (MgSO₄) and concentrated under reduced pressure. The resulting residue was purified by column chromatography (gradient from 5% EtOAc/95% hexane to 75% EtOAc/25% hexane) to give the product as a white solid (0.049 g, 30%): TLC (70% EtOAc/30% hexane) R_f 0.32; ¹H NMR (DMSO-d₆) δ 1.26 (s, 9H), 2.05 (s, 3H), 6.35 (s, 1H), 6.92-6.97 (m, 4H), 7.05-7.18 (m, 2H), 7.32-7.45 (m, 5H), 7.64-7.73 (m, 2H), 8.38 (s, 1H), 9.00 (s, 1H), 10.16 (s, 1H); FAB-MS *m/z* 484 ((M+H)⁺).

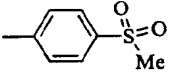
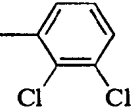
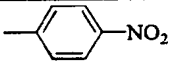
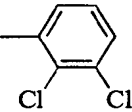
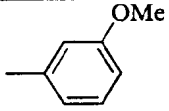
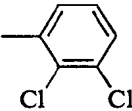
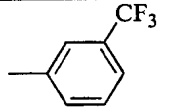
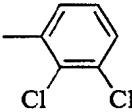
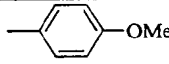
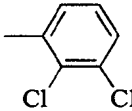
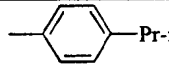
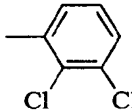
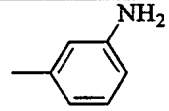
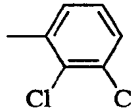
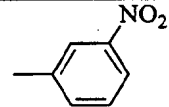
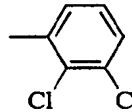
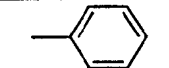
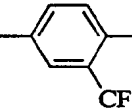
The following compounds have been synthesized according to the General Methods listed above:

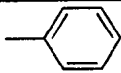
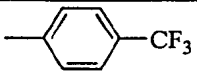
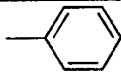
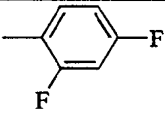
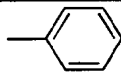
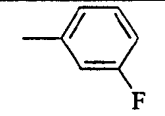
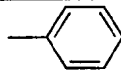
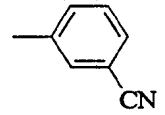
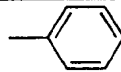
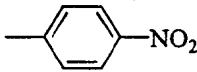
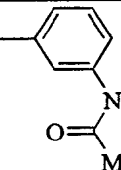

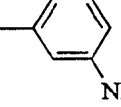
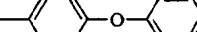
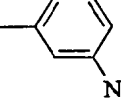
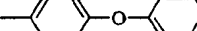
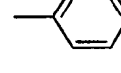
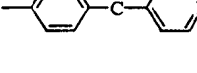
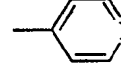
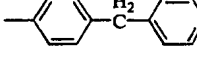
Table 1. 2-Substituted-5-*tert*-butylpyrazolyl Ureas

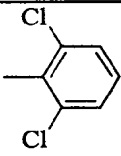
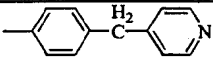
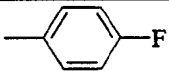
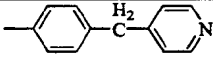
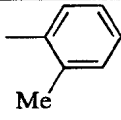
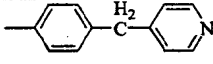
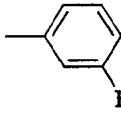
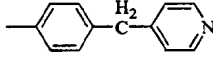
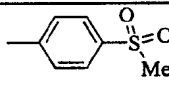
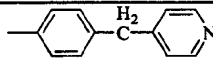
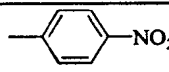
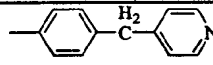
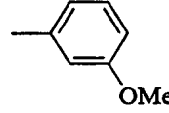
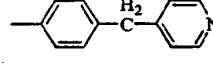


5

Entry	R ¹	R ²	mp (°C)	TLC R _f	Solvent System	Mass Spec. [Source]	Synth. Method
1				0.42	20% EtOAc/ 80% hexane	403 (M+H)+ [FAB]	A1, C1a
2				0.50	67% EtOAc/ 33% hexane	418 (M+H)+ [FAB]	A1, C1a, D3
3				0.27	20% EtOAc/ 80% hexane	417 (M+H)+ [FAB]	A1, C1a
4				0.47	20% EtOAc/ 80% hexane	404 (M+H)+ [FAB]	A1, C1a
5				0.30	33% EtOAc/ 67% hexane	473 (M+H)+ [FAB]	A1, C1a
6				0.27	100% EtOAc	421 (M+H)+ [FAB]	A1, C1a
7				0.50	20% EtOAc/	437 (M+H)+	A1, C1a

					80% hexane	[FAB]	
8				0.60	50% EtOAc/ 50% hexane	481 (M+H)+ [FAB]	A1, C1a
9				0.37	20% EtOAc/ 80% hexane	448 (M+H)+ [FAB]	A1, C1a
10				0.35	20% EtOAc/ 80% hexane	433 (M+H)+ [FAB]	A1, C1a
11				0.40	20% EtOAc/ 80% hexane	471 (M+H)+ [FAB]	A1, C1a
12				0.22	20% EtOAc/ 80% hexane	433 (M+H)+ [FAB]	A1, C1a
13				0.51	20% EtOAc/ 80% hexane	445 (M+H)+ [FAB]	A1, C1a
14				0.39	50% EtOAc/ 50% hexane	418 (M+H)+ [FAB]	A1, C1a, D3
15				0.31	30% EtOAc/ 70% hexane	448 (M+H)+ [FAB]	A1, C1a
16			195 - 200			437 (M+H)+ [FAB]	A1, C1a

17			97- 100			403 (M+H) ⁺ [FAB]	A1, C1a
18			84- 85			371 (M+H) ⁺ [FAB]	A1, C1a
19			156 - 159			353 (M+H) ⁺ [FAB]	A1, C1a
20			168 - 169			360 (M+H) ⁺ [FAB]	A1, C1a
21			131 - 135			380 (M+H) ⁺ [CI]	A1, C1a
22				0.31	70% EtOAc/ 30% hexane	484 (M+H) ⁺ [FAB]	A1, C1a, D3, D4
23				0.14	50% EtOAc/ 50% hexane	442 (M+H) ⁺ [FAB]	A1, C1a, D3
24				0.19	30% EtOAc/ 70% hexane	472 (M+H) ⁺ [FAB]	A1, C1a
25				0.56	60% acetone / 40% CH2Cl 2	426 (M+H) ⁺ [FAB]	A1, C2
26				0.34	10% MeOH/ 90% CH2Cl	427 (M+H) ⁺ [FAB]	A1, C2

					2		
27				0.44	40% acetone / 60% CH ₂ Cl 2	494 (M+H) ⁺ [FAB]	A1, C2
28				0.44	40% acetone / 60% CH ₂ Cl 2	444 (M+H) ⁺ [FAB]	A1, C2
29				0.46	40% acetone / 60% CH ₂ Cl 2	440 (M+H) ⁺ [FAB]	A1, C2
30				0.48	40% acetone / 60% CH ₂ Cl 2	444 (M+H) ⁺ [FAB]	A1, C2
31				0.34	40% acetone / 60% CH ₂ Cl 2	504 (M+H) ⁺	A1, C2
32				0.47	40% acetone / 60% CH ₂ Cl 2	471 (M+H) ⁺ [FAB]	A1, C2
33				0.51	60% acetone / 40% CH ₂ Cl 2	456 (M+H) ⁺ [FAB]	A1, C2

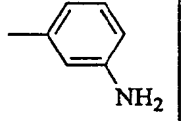
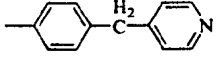
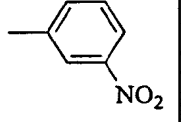
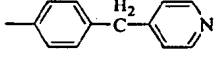
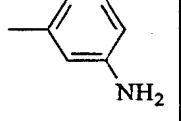
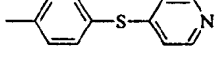
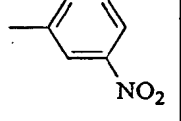
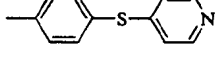
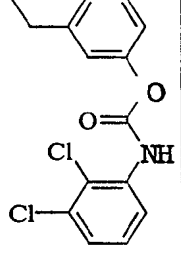
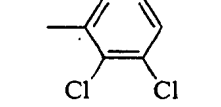
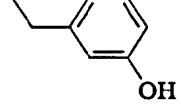
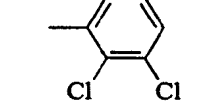
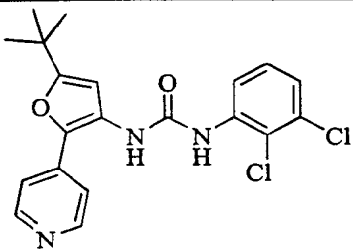
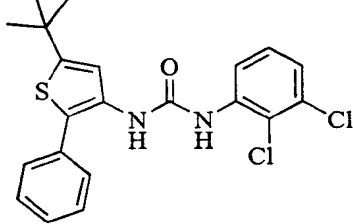
34			0.50	50% acetone / 50% CH ₂ Cl 2	441 (M+H) ⁺ [FAB]	A1, C2, D3
35			0.43	30% acetone / 70% CH ₂ Cl 2	471 (M+H) ⁺ [FAB]	A1, C2
36			0.50	50% acetone / 50% CH ₂ Cl 2	459 (M+H) ⁺ [FAB]	A1, C2, D3
37			0.47	30% acetone / 70% CH ₂ Cl 2	489 (M+H) ⁺ [FAB]	A1, C2
38			0.47	50% EtOAc/ 50% hexane	620 (M+H) ⁺ [FAB]	A1, C2
39			0.34	50% EtOAc/ 50% hexane	433 (M+H) ⁺ [FAB]	A1, C2

Table 2. Additional Ureas

Entry	R ²	mp (°C)	TLC R _f	Solvent System	Mass Spec.	Synth. Method
40		195- 198	0.47	60% EtOAc/ 40% hexane	404 (M+H)+ [FAB]	A2, C1b
41		171- 173	0.25	5% EtOAc/ 95% hexane	419 (M+H)+ [FAB]	A3, C1c, D1, D2

5

BIOLOGICAL EXAMPLES**In Vitro raf Kinase Assay:**

In an in vitro kinase assay, raf is incubated with MEK in 20 mM Tris-HCl, pH 8.2 containing 2 mM 2-mercaptoethanol and 100 mM NaCl. This protein solution (20 μ L) is mixed with water (5 μ L) or with compounds diluted with distilled water from 10 mM stock solutions of compounds dissolved in DMSO. The kinase reaction is initiated by adding 25 μ L [γ -³³P]ATP (1000-3000 dpm/pmol) in 80 mM Tris-HCl, pH 7.5, 120 mM NaCl, 1.6 mM DTT, 16 mM MgCl₂. The reaction mixtures are incubated at 32 °C, usually for 22 min. Incorporation of ³³P into protein is assayed by harvesting the reaction onto phosphocellulose mats, washing away free counts with a 1% phosphoric acid solution and quantitating phosphorylation by liquid scintillation counting. For high throughput screening, 10 μ M ATP and 0.4 μ M MEK are used. In some experiments, the kinase reaction is stopped by adding an equal amount of Laemmli sample buffer. Samples are boiled 3 min and the proteins resolved by electrophoresis on 7.5% Laemmli gels. Gels are fixed, dried and exposed to an

20

imaging plate (Fuji). Phosphorylation is analyzed using a Fujix Bio-Imaging Analyzer System.

All compounds exemplified displayed IC_{50} s of between 1 nM and 10 μ M.

5

Cellular Assay:

For in vitro growth assay, human tumor cell lines, including but not limited to HCT116 and DLD-1, containing mutated K-ras genes are used in standard proliferation assays for anchorage dependent growth on plastic or anchorage independent growth in soft agar. Human tumor cell lines were obtained from ATCC (Rockville MD) and maintained in RPMI with 10% heat inactivated fetal bovine serum and 200 mM glutamine. Cell culture media and additives are obtained from Gibco/BRL (Gaithersburg, MD) except for fetal bovine serum (JRH Biosciences, Lenexa, KS). In a standard proliferation assay for anchorage dependent growth, 3 X 10³ cells are seeded into 96-well tissue culture plates and allowed to attach overnight at 37 °C in a 5% CO₂ incubator. Compounds are titrated in media in dilution series and added to 96 well cell cultures. Cells are allowed to grow 5 days typically with a feeding of fresh compound containing media on day three. Proliferation is monitored by measuring metabolic activity with standard XTT colorimetric assay (Boehringer Mannheim) measured by standard ELISA plate reader at OD 490/560, or by measuring ³H-thymidine incorporation into DNA following an 8 h culture with 1 μ Ci ³H-thymidine, harvesting the cells onto glass fiber mats using a cell harvester and measuring ³H-thymidine incorporation by liquid scintillant counting.

25 For anchorage independent cell growth, cells are plated at 1 x 10³ to 3 x 10³ in 0.4% Seaplaque agarose in RPMI complete media, overlaying a bottom layer containing only 0.64% agar in RPMI complete media in 24-well tissue culture plates. Complete media plus dilution series of compounds are added to wells and incubated at 37 °C in a 5% CO₂ incubator for 10-14 days with repeated feedings of fresh media containing compound at 3-4 day intervals. Colony formation is monitored and total cell mass, average colony size and number of colonies are quantitated using image capture technology and image analysis software (Image Pro Plus, media Cybernetics).

30

These assays establish that the compounds of formula I are active to inhibit raf kinase activity and to inhibit oncogenic cell growth.

5 *In Vivo Assay:*

An in vivo assay of the inhibitory effect of the compounds on tumors (e.g., solid cancers) mediated by raf kinase can be performed as follows:

10 CDI nu/nu mice (6-8 weeks old) are injected subcutaneously into the flank at 1×10^6 cells with human colon adenocarcinoma cell line. The mice are dosed i.p., i.v. or p.o. at 10, 30, 100, or 300 mg/Kg beginning on approximately day 10, when tumor size is between 50-100 mg. Animals are dosed for 14 consecutive days once a day; tumor size was monitored with calipers twice a week.

15 The inhibitory effect of the compounds on raf kinase and therefore on tumors (e.g., solid cancers) mediated by raf kinase can further be demonstrated in vivo according to the technique of Monia et al. (*Nat. Med.* 1996, 2, 668-75).

20 The preceding examples can be repeated with similar success by substituting the generically or specifically described reactants and/or operating conditions of this invention for those used in the preceding examples.

25 From the foregoing description, one skilled in the art can easily ascertain the essential characteristics of this invention and, without departing from the spirit and scope thereof, can make various changes and modifications of the invention to adapt it to various usages and conditions.

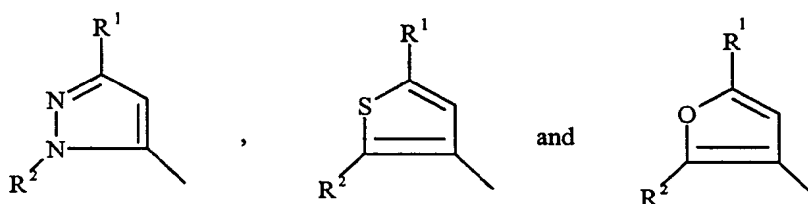
5

WHAT IS CLAIMED IS:

1. A compound of formula I and pharmaceutically acceptable salts thereof



10 wherein A is a heteroaryl selected from the group consisting of



wherein R¹ is selected from the group consisting of C₃-C₁₀ alkyl, C₃-C₁₀ cycloalkyl, up to per-halosubstituted C₁-C₁₀ alkyl and up to per-halosubstituted C₃-C₁₀ cycloalkyl;

15 B is a substituted or unsubstituted, up to tricyclic, aryl or heteroaryl moiety of up to 30 carbon atoms with at least one 5- or 6-member aromatic structure containing 0-4 members of the group consisting of nitrogen, oxygen and sulfur, wherein if B is a substituted group, it is substituted by one or more substituents independently selected from the group consisting of halogen, up to per-halosubstitution, and X_n,

20 wherein n is 0-3 and each X is independently selected from the group consisting of -CN, -CO₂R⁵, -C(O)NR⁵R^{5'}, -C(O)R⁵, -NO₂, -OR⁵, -SR⁵, -NR⁵R^{5'}, -NR⁵C(O)OR^{5'}, -NR⁵C(O)R^{5'}, C₁-C₁₀ alkyl, C₂-C₁₀ alkenyl, C₁-C₁₀ alkoxy, C₃-C₁₀ cycloalkyl, C₆-C₁₄ aryl, C₇-C₂₄ alkaryl, C₃-C₁₃ heteroaryl, C₄-C₂₃ alkheteroaryl, substituted C₁-C₁₀ alkyl, substituted C₂-C₁₀ alkenyl, substituted C₁-C₁₀ alkoxy, substituted C₃-C₁₀ cycloalkyl, substituted C₄-C₂₃ alkheteroaryl and -Y-Ar;

where X is a substituted group, it is substituted by one or more substituents independently selected from the group consisting of $-\text{CN}$, $-\text{CO}_2\text{R}^5$, $-\text{C}(\text{O})\text{R}^5$, $-\text{C}(\text{O})\text{NR}^5\text{R}^5$, $-\text{OR}^5$, $-\text{SR}^5$, $-\text{NR}^5\text{R}^5$, $-\text{NO}_2$, $-\text{NR}^5\text{C}(\text{O})\text{R}^5$, $-\text{NR}^5\text{C}(\text{O})\text{OR}^5$ and halogen up to per-halosubstitution;

5 wherein R^5 and R^5 are independently selected from H, $\text{C}_1\text{-C}_{10}$ alkyl, $\text{C}_2\text{-C}_{10}$ alkenyl, $\text{C}_3\text{-C}_{10}$ cycloalkyl, $\text{C}_6\text{-C}_{14}$ aryl, $\text{C}_3\text{-C}_{13}$ heteroaryl, $\text{C}_7\text{-C}_{24}$ alkaryl, $\text{C}_4\text{-C}_{23}$ alkheteroaryl, up to per-halosubstituted $\text{C}_1\text{-C}_{10}$ alkyl, up to perhalosubstituted $\text{C}_2\text{-C}_{10}$ alkenyl, up to per-halosubstituted $\text{C}_3\text{-C}_{10}$ cycloalkyl, up to per-halosubstituted $\text{C}_6\text{-C}_{14}$ aryl and up to per-halosubstituted $\text{C}_3\text{-C}_{13}$ heteroaryl,

10 wherein Y is $-\text{O}-$, $-\text{S}-$, $-\text{N}(\text{R}^5)-$, $-(\text{CH}_2)_m-$, $-\text{C}(\text{O})-$, $-\text{CH}(\text{OH})-$, $-(\text{CH}_2)_m\text{O}-$, $-\text{NR}^5\text{C}(\text{O})\text{NR}^5\text{R}^5-$, $-\text{NR}^5\text{C}(\text{O})-$, $-\text{C}(\text{O})\text{NR}^5$, $-\text{O}(\text{CH}_2)_m-$, $-(\text{CH}_2)_m\text{S}-$, $-(\text{CH}_2)_m\text{N}(\text{R}^5)-$, $-\text{O}(\text{CH}_2)_m-$, $-\text{CHX}^a-$, $-\text{CX}^a_2-$, $-\text{S}(\text{CH}_2)_m-$ and $-\text{N}(\text{R}^5)(\text{CH}_2)_m-$,

$m = 1-3$, and X^a is halogen; and

Ar is a 5-10 member aromatic structure containing 0-2 members of the group consisting of nitrogen, oxygen and sulfur which is unsubstituted or substituted by halogen up to per-halosubstitution and optionally substituted by Z_{n1} , wherein $n1$ is 0 to 3 and each Z is independently selected from the group consisting of $-\text{CN}$, $-\text{CO}_2\text{R}^5$, $-\text{C}(\text{O})\text{NR}^5\text{R}^5$, $-\text{C}(\text{O})\text{NR}^5$, $-\text{NO}_2$, $-\text{OR}^5$, $-\text{SR}^5$, $-\text{NR}^5\text{R}^5$, $-\text{NR}^5\text{C}(\text{O})\text{OR}^5$, $-\text{C}(\text{O})\text{R}^5$, $\text{NR}^5\text{C}(\text{O})\text{R}^5$, $\text{C}_1\text{-C}_{10}$ alkyl, $\text{C}_3\text{-C}_{10}$ cycloalkyl, $\text{C}_6\text{-C}_{14}$ aryl, $\text{C}_3\text{-C}_{13}$ heteroaryl, $\text{C}_7\text{-C}_{24}$ alkaryl, $\text{C}_4\text{-C}_{23}$ alkheteroaryl, substituted $\text{C}_1\text{-C}_{10}$ alkyl, substituted $\text{C}_3\text{-C}_{10}$ cycloalkyl, substituted $\text{C}_7\text{-C}_{24}$ alkaryl and substituted $\text{C}_4\text{-C}_{23}$ alkheteroaryl;

wherein if Z is a substituted group, it is substituted by the one or more substituents independently selected from the group consisting of $-\text{CN}$, $-\text{CO}_2\text{R}^5$, $-\text{C}(\text{O})\text{NR}^5\text{R}^5$, $-\text{OR}^5$, $-\text{SR}^5$, $-\text{NO}_2$, $-\text{NR}^5\text{R}^5$, $-\text{NR}^5\text{C}(\text{O})\text{R}^5$ and $-\text{NR}^5\text{C}(\text{O})\text{OR}^5$, and

25 wherein R^2 is $\text{C}_6\text{-C}_{14}$ aryl, $\text{C}_3\text{-C}_{14}$ heteroaryl, substituted $\text{C}_6\text{-C}_{14}$ aryl or substituted $\text{C}_3\text{-C}_{14}$ heteroaryl,

wherein if R^2 is a substituted group, it is substituted by one or more substituents independently selected from the group consisting of halogen, up to per-halosubstitution, and V_n ,

30 wherein $n = 0-3$ and each V is independently selected from the group consisting of $-\text{CN}$, $-\text{CO}_2\text{R}^5$, $-\text{C}(\text{O})\text{NR}^5\text{R}^5$, $-\text{OR}^5$, $-\text{SR}^5$, $-\text{NR}^5\text{R}^5$, $-\text{C}(\text{O})\text{R}^5$, $-\text{OC}(\text{O})\text{NR}^5\text{R}^5$, $-\text{NR}^5\text{C}(\text{O})\text{OR}^5$, $-\text{SO}_2\text{R}^5$, $-\text{SOR}^5$, $-\text{NR}^5\text{C}(\text{O})\text{R}^5$, $-\text{NO}_2$, $\text{C}_1\text{-C}_{10}$ alkyl, $\text{C}_3\text{-C}_{10}$ cycloalkyl, $\text{C}_6\text{-C}_{14}$ aryl, $\text{C}_3\text{-C}_{13}$ heteroaryl, $\text{C}_7\text{-C}_{24}$ alkaryl, $\text{C}_4\text{-C}_{24}$ alkheteroaryl,

substituted C₁-C₁₀ alkyl, substituted C₃-C₁₀ cycloalkyl, substituted C₆-C₁₄ aryl, substituted C₃-C₁₃ heteroaryl, substituted C₇-C₂₄ alkaryl and substituted C₄-C₂₄ alkheteroaryl,

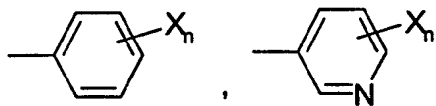
where if V is a substituted group, it is substituted by one or more substituents independently selected from the group consisting of halogen, up to per-halosubstitution, -CN, -CO₂R⁵, -C(O)R⁵, -C(O)NR⁵R⁵, -NR⁵R⁵, -OR⁵, -SR⁵, -NR⁵C(O)R⁵, -NR⁵C(O)OR⁵ and -NO₂;

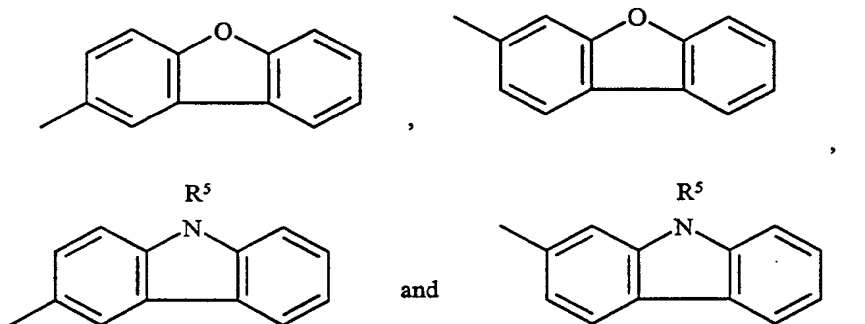
wherein R⁵ and R⁵ are each independently as defined above.

2. A compound of claim 1, wherein R² is substituted or unsubstituted phenyl or pyridinyl, and the substituents for R² are selected from the group consisting of halogen, up to per-halosubstitution and V_n, wherein n = 0-3, and each V is independently selected from the group consisting of substituted and unsubstituted C₁-C₆ alkyl, C₃-C₁₀ cycloalkyl, C₆-C₁₀ aryl, -NO₂, -NH₂, -C(O)-C₁₋₆ alkyl, -C(O)N-(C₁₋₆ alkyl)₂, -C(O)NH-C₁₋₆ alkyl, -O-C₁₋₆ alkyl, -NHC(O)H, -NHC(O)OH, -N(C₁₋₆ alkyl)C(O)-C₁₋₆ alkyl, -N-(C₁₋₆ alkyl)C(O)-C₁₋₆ alkyl, -NHC(O)-C₁₋₆ alkyl, -OC(O)NH C₆₋₁₄ aryl, -NHC(O)O-C₁₋₆ alkyl, -S(O)-C₁₋₆ alkyl and -SO₂-C₁₋₆ alkyl,

wherein if V is a substituted group, it is substituted by one or more halogen, up to per-halosubstitution.

10 3. A compound of claim 2, wherein B is up to a tricyclic aromatic ring structure selected from the group consisting of





which is substituted or unsubstituted by halogen, up to per-halosubstitution, and wherein

$n = 0-3$ and

5 each X is independently selected from the group consisting of $-\text{CN}$, $-\text{CO}_2\text{R}^5$, $-\text{C}(\text{O})\text{NR}^5\text{R}^5$, $-\text{C}(\text{O})\text{R}^5$, $-\text{NO}_2$, $-\text{OR}^5$, $-\text{SR}^5$, $-\text{NR}^5\text{R}^5$, $-\text{NR}^5\text{C}(\text{O})\text{OR}^5$, $-\text{NR}^5\text{C}(\text{O})\text{R}^5$, C_1 - C_{10} alkyl, C_{2-10} -alkenyl, C_{1-10} -alkoxy, C_3 - C_{10} cycloalkyl, C_6 - C_{14} aryl, C_7 - C_{24} alkaryl, C_3 - C_{13} heteroaryl, C_4 - C_{23} alkheteroaryl, and substituted C_1 - C_{10} alkyl, substituted C_{2-10} -alkenyl, substituted C_{1-10} -alkoxy, substituted C_3 - C_{10} cycloalkyl, substituted C_4 - C_{23} alkheteroaryl and $-\text{Y}-\text{Ar}$;

10 wherein if X is a substituted group, it is substituted by one or more substituents independently selected from the group consisting of $-\text{CN}$, $-\text{CO}_2\text{R}^5$, $-\text{C}(\text{O})\text{R}^5$, $-\text{C}(\text{O})\text{NR}^5\text{R}^5$, $-\text{OR}^5$, $-\text{SR}^5$, $-\text{NR}^5\text{R}^5$, $-\text{NO}_2$, $-\text{NR}^5\text{C}(\text{O})\text{R}^5$, $-\text{NR}^5\text{C}(\text{O})\text{OR}^5$ and halogen up to per-halosubstitution;

15 wherein R^5 and R^5 are independently selected from H, C_1 - C_{10} alkyl, C_{2-10} -alkenyl, C_3 - C_{10} cycloalkyl, C_6 - C_{14} aryl, C_3 - C_{13} heteroaryl, C_7 - C_{24} alkaryl, C_4 - C_{23} alkheteroaryl, up to per-halosubstituted C_1 - C_{10} alkyl, up to per-halosubstituted C_{2-10} -alkenyl, up to per-halosubstituted C_3 - C_{10} cycloalkyl, up to per-halosubstituted C_6 - C_{14} aryl and up to per-halosubstituted C_3 - C_{13} heteroaryl,

20 wherein Y is $-\text{O}-$, $-\text{S}-$, $-\text{N}(\text{R}^5)-$, $-(\text{CH}_2)_m-$, $-\text{C}(\text{O})-$, $-\text{CH}(\text{OH})-$, $-(\text{CH}_2)_m\text{O}-$, $-\text{NR}^5\text{C}(\text{O})\text{NR}^5\text{R}^5-$, $-\text{NR}^5\text{C}(\text{O})-$, $-\text{C}(\text{O})\text{NR}^5-$, $-(\text{CH}_2)_m\text{S}-$, $-(\text{CH}_2)_m\text{N}(\text{R}^5)-$, $-\text{O}(\text{CH}_2)_m-$, $-\text{CHX}^a-$, $-\text{CX}^a_2-$, $-\text{S}-(\text{CH}_2)_m-$ and $-\text{N}(\text{R}^5)(\text{CH}_2)_m-$,

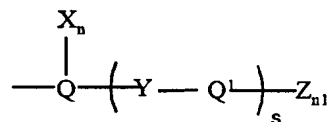
$m = 1-3$, and X^a is halogen; and

25 Ar is a 5-10 member aromatic structure containing 0-2 members of the group consisting of nitrogen, oxygen and sulfur which is unsubstituted or substituted by

halogen up to per-halo substitution and optionally substituted by Z_{n1} , wherein $n1$ is 0 to 3 and each Z is independently selected from the group consisting of $-\text{CN}$, $-\text{CO}_2\text{R}^5$, $-\text{C}(\text{O})\text{NR}^5\text{R}^5$, $-\text{C}(\text{O})\text{R}^5$, $-\text{NO}_2$, $-\text{OR}^5$, $-\text{SR}^5$, $-\text{NR}^5\text{R}^5$, $-\text{NR}^5\text{C}(\text{O})\text{OR}^5$, $-\text{NR}^5\text{C}(\text{O})\text{R}^5$, $\text{C}_1\text{-C}_{10}$ alkyl, $\text{C}_3\text{-C}_{10}$ cycloalkyl, $\text{C}_6\text{-C}_{14}$ aryl, $\text{C}_3\text{-C}_{13}$ heteroaryl, $\text{C}_7\text{-C}_{24}$ alkaryl, $\text{C}_4\text{-C}_{23}$ alkheteroaryl, substituted $\text{C}_1\text{-C}_{10}$ alkyl, substituted $\text{C}_3\text{-C}_{10}$ cycloalkyl, substituted $\text{C}_7\text{-C}_{24}$ alkaryl and substituted $\text{C}_4\text{-C}_{23}$ alkheteroaryl; wherein if Z is a substituted group, it is substituted by one or more substituents independently selected from the group consisting of $-\text{CN}$, $-\text{CO}_2\text{R}^5$, $-\text{C}(\text{O})\text{NR}^5\text{R}^5$, $-\text{OR}^5$, $-\text{SR}^5$, $-\text{NO}_2$, $-\text{NR}^5\text{R}^5$, $-\text{NR}^5\text{C}(\text{O})\text{R}^5$ and $-\text{NR}^5\text{C}(\text{O})\text{OR}^5$.

10

4. A compound of claim 1, wherein B is



wherein

Y is selected from the group consisting of $-\text{O}-$, $-\text{S}-$, $-\text{CH}_2-$, $-\text{SCH}_2-$, $-\text{CH}_2\text{S}-$, $-\text{CH}(\text{OH})-$, $-\text{C}(\text{O})-$, $-\text{CX}^a$, $-\text{CX}^a\text{H}-$, $-\text{CH}_2\text{O}-$ and $-\text{OCH}_2-$,

15

X^a is halogen,

Q is a six member aromatic structure containing 0-2 nitrogen, substituted or unsubstituted by halogen, up to per-halosubstitution;

Q^1 is a mono- or bicyclic aromatic structure of 3 to 10 carbon atoms and 0-4 members of the group consisting of N, O and S, unsubstituted or unsubstituted by halogen up to per-halosubstitution,

20

X , Z , n and $n1$ are as defined in claim 1, and $s = 0$ or 1 .

5. A compound of claim 4, wherein

Q is phenyl or pyridinyl, substituted or unsubstituted by halogen, up to per-halosubstitution,

25

Q^1 is selected from the group consisting of phenyl, pyridinyl, naphthyl, pyrimidinyl, quinoline, isoquinoline, imidazole and benzothiazolyl, substituted or unsubstituted by halogen, up to per-halo substitution, or Y-Q^1 is phthalimidinyl substituted or unsubstituted by halogen up to per-halo substitution, and

Z and X are independently selected from the group consisting of $-R^6$, $-OR^6$ and $-NHR^7$, wherein R^6 is hydrogen, C_1-C_{10} -alkyl or C_3-C_{10} -cycloalkyl and R^7 is selected from the group consisting of hydrogen, C_3-C_{10} -alkyl, C_3-C_6 -cycloalkyl and C_6-C_{10} -aryl, wherein R^6 and R^7 can be substituted by halogen or up to per-halosubstitution.

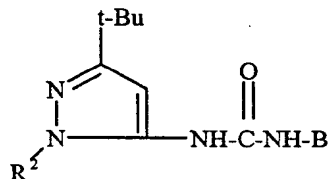
5

6. A compound of claim 1, wherein R^1 is t-butyl and R^2 is unsubstituted or substituted phenyl.

7. A compound of claim 4, wherein Q is phenyl, Q^1 is phenyl or pyridinyl, Y is $-O-$, $-S-$ or $-CH_2-$, and X and Z are independently Cl, F, NO_2 or CF_3 .

8. A compound of claim 7, wherein R^1 is t-butyl.

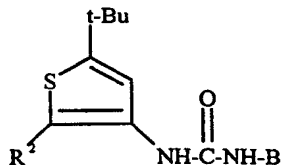
9. A compound of claim 1 of the formula



wherein B and R^2 are as defined in claim 1.

10. A compound of claim 9, wherein R^2 is selected from substituted and unsubstituted members of the group consisting of phenyl and pyridinyl, wherein if R^2 is a substituted group, it is substituted by one or more of the substituents selected from the group consisting of halogen and W_n , wherein $n = 0-3$, and W is selected from the group consisting of $-NO_2$, $-C_{1-3}$ alkyl, $-NH(O)CH_3$, $-CF_3$, $-OCH_3$, $-F$, $-Cl$, $-NH_2$, $-OC(O)NH-$ up to per-halosubstituted phenyl, $-SO_2CH_3$, pyridinyl, phenyl, up to per-halosubstituted phenyl and C_1-C_6 alkyl substituted phenyl.

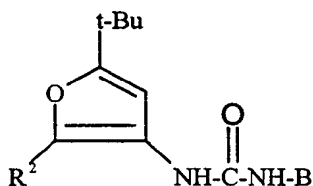
11. A compound of claim 1 of the formula



wherein B and R² are as defined in claim 1.

12. A compound of claim 11, wherein R² is selected from substituted and unsubstituted members of the group consisting of phenyl and pyridinyl, wherein if R² is a substituted group, it is substituted by one or more substituents selected from the group consisting of halogen and W_n, wherein n = 0-3, and W is selected from the group consisting of -NO₂, -C₁₋₃ alkyl, -NH(O)CH₃, -CF₃, -OCH₃, -F, -Cl, -NH₂, -SO₂CH₃, pyridinyl, phenyl, up to per-halosubstituted phenyl and C₁-C₆ alkyl substituted phenyl.

13. A compound of claim 1 of the formula



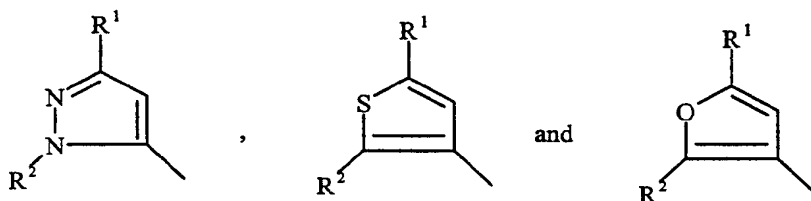
wherein B and R² are as defined in claim 1.

14. A compound of claim 13, wherein R² is selected from substituted and unsubstituted members of the group consisting of phenyl and pyridinyl, wherein if R² is a substituted group, it is substituted by one or more substituents selected from the group consisting of halogen and W_n, wherein n = 0-3, and W is selected from the group consisting of -NO₂, -C₁₋₃ alkyl, -NH(O)CH₃, -CF₃, -OCH₃, -F, -Cl, -NH₂, -SO₂CH₃, pyridinyl, phenyl, up to per-halosubstituted phenyl and C₁-C₆ alkyl substituted phenyl.

15. A method for the treatment of disease mediated by raf kinase, comprising administering a compound of formula I or a pharmaceutically acceptable salt thereof:



wherein A is a heteroaryl selected from the group consisting of
 wherein R¹ is selected from the group consisting of C₃-C₁₀ alkyl, C₃-C₁₀
 cycloalkyl, up to per-halosubstituted C₁-C₁₀ alkyl and up to per-halosubstituted C₃-C₁₀
 cycloalkyl;



5 B is a substituted or unsubstituted, up to tricyclic, aryl or heteroaryl moiety of
 up to 30 carbon atoms with at least one 5- or 6-member aromatic structure containing
 0-4 members of the group consisting of nitrogen, oxygen and sulfur, wherein if B is a
 substituted group, it is substituted by one or more substituents independently selected
 from the group consisting of halogen, up to per-halosubstitution, and X_n,

10 wherein n is 0-3 and each X is independently selected from the group
 consisting of -CN, CO₂R⁵, -C(O)NR⁵R^{5'}, -C(O)R⁵, -NO₂, -OR⁵, -SR⁵, -NR⁵R^{5'},
 -NR⁵C(O)OR^{5'}, -NR⁵C(O)R^{5'}, C₁-C₁₀ alkyl, C₂₋₁₀-alkenyl, C₁₋₁₀-alkoxy, C₃-C₁₀
 cycloalkyl, C₆-C₁₄ aryl, C₇-C₂₄ alkaryl, C₃-C₁₃ heteroaryl, C₄-C₂₃ alkheteroaryl,
 substituted C₁-C₁₀ alkyl, substituted C₂₋₁₀-alkenyl, substituted C₁₋₁₀-alkoxy, substituted
 15 C₃-C₁₀ cycloalkyl, substituted C₄-C₂₃ alkheteroaryl and -Y-Ar;

where X is a substituted group, it is substituted by one or more substituents
 independently selected from the group consisting of -CN, -CO₂R⁵, -C(O)R⁵,
 -C(O)NR⁵R^{5'}, -OR⁵, -SR⁵, -NR⁵R^{5'}, -NO₂, -NR⁵C(O)R^{5'}, -NR⁵C(O)OR^{5'} and halogen up
 to per-halosubstitution;

20 wherein R⁵ and R^{5'} are independently selected from H, C₁-C₁₀ alkyl, C₂₋₁₀-
 alkenyl, C₃-C₁₀ cycloalkyl, C₆-C₁₄ aryl, C₃-C₁₃ heteroaryl, C₇-C₂₄ alkaryl, C₄-C₂₃
 alkheteroaryl, up to per-halosubstituted C₁-C₁₀ alkyl, up to per-halosubstituted C₂₋₁₀-
 alkenyl, up to per-halosubstituted C₃-C₁₀ cycloalkyl, up to per-halosubstituted C₆-C₁₄
 aryl and up to per-halosubstituted C₃-C₁₃ heteroaryl, wherein Y is -O-, -S-, -N(R⁵)-,
 25 -(CH₂)_m-, -C(O)-, -CH(OH)-, -(CH₂)_mO-, -(CH₂)_mS-, -(CH₂)_mN(R⁵)-, -O(CH₂)_m-,
 -CHX^a-, -CX^a₂-, -S-(CH₂)_m- and -N(R⁵)(CH₂)_m-,

m = 1-3, and X^a is halogen; and

Ar is a 5- or 6-member aromatic structure containing 0-2 members of the group consisting of nitrogen, oxygen and sulfur which is unsubstituted or substituted by halogen up to per-halosubstitution and optionally substituted by Z_{n1}, wherein n1 is 0 to 3 and each Z is independently selected from the group consisting of -CN, -C(O)R⁵,
 5 -CO₂R⁵, -C(O)NR⁵R⁵, -C(O)NR⁵, -NO₂, -OR⁵, -SR⁵, -NR⁵R⁵, -NR⁵C(O)OR⁵,
 -NR⁵C(O)R⁵, C₁-C₁₀ alkyl, C₃-C₁₀ cycloalkyl, C₆-C₁₄ aryl, C₃-C₁₃ heteroaryl, C₇-C₂₄
 alkaryl, C₄-C₂₃ alkheteroaryl, substituted C₁-C₁₀ alkyl, substituted C₃-C₁₀ cycloalkyl,
 substituted C₇-C₂₄ alkaryl and substituted C₄-C₂₃ alkheteroaryl;

wherein if Z is a substituted group, it is substituted by the one or more
 10 substituents independently selected from the group consisting of -CN, -CO₂R⁵,
 -C(O)NR⁵R⁵, -OR⁵, -SR⁵, -NO₂, -NR⁵R⁵, -NR⁵C(O)R⁵ and -NR⁵C(O)OR⁵, and

wherein R² is C₆-C₁₄ aryl, C₃-C₁₄ heteroaryl, substituted C₆-C₁₄ aryl or
 substituted C₃-C₁₄ heteroaryl,

wherein if R² is a substituted group, it is substituted by one or more
 15 substituents independently selected from the group consisting of halogen, up to per-
 halosubstitution, and V_n,

wherein n = 0-3 and each V is independently selected from the group
 consisting of -CN, -CO₂R⁵, -C(O)NR⁵R⁵, -OR⁵, -SR⁵, -NR⁵R⁵, -OC(O)NR⁵R⁵,
 -NR⁵C(O)OR⁵, -NR⁵C(O)R⁵, -SO₂R⁵, -SOR⁵, -NR⁵C(O)R⁵, -NO₂, C₁-C₁₀ alkyl, C₃-
 20 C₁₀ cycloalkyl, C₆-C₁₄ aryl, C₃-C₁₃ heteroaryl, C₇-C₂₄ alkaryl, C₄-C₂₄ alkheteroaryl,
 substituted C₁-C₁₀ alkyl, substituted C₃-C₁₀ cycloalkyl, substituted C₆-C₁₄ aryl,
 substituted C₃-C₁₃ heteroaryl, substituted C₇-C₂₄ alkaryl and substituted C₄-C₂₄
 alkheteroaryl,

where V is a substituted group, it is substituted by one or more substituents
 25 independently selected from the group consisting of halogen, up to per-
 halosubstitution, -CN, -CO₂R⁵, -C(O)R⁵, -C(O)NR⁵R⁵, -NR⁵R⁵, -OR⁵, -SR⁵,
 -NR⁵C(O)R⁵, -NR⁵C(O)OR⁵ and -NO₂,

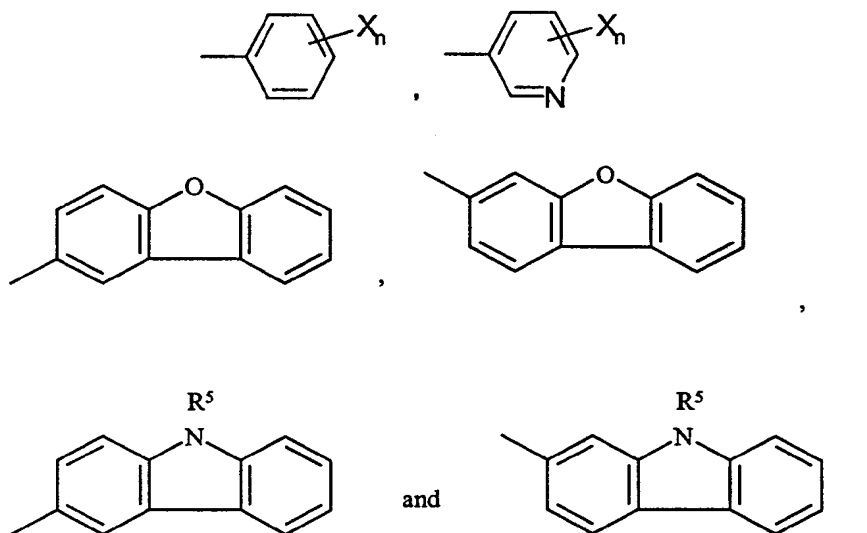
wherein R⁵ and R⁵ are each independently as defined above.

16. A method as in claim 15, wherein R² is selected from substituted or
 unsubstituted members of the group consisting of phenyl and pyridinyl, and the
 substituents for R² are selected from the group consisting of halogen, up to per-
 halosubstitution and V_n, wherein n = 0-3, and each V is independently selected from

the group consisting of substituted and unsubstituted C₁-C₆ alkyl, C₃-C₁₀ cycloalkyl, C₆-C₁₀ aryl, -NO₂, -NH₂, -C(O)-C₁₋₆ alkyl, -C(O)N-(C₁₋₆ alkyl)₂, -C(O)NH-C₁₋₆ alkyl, -O-C₁₋₆ alkyl, -NHC(O)H, -NHC(O)OH, -N(C₁₋₆ alkyl)C(O)-C₁₋₆ alkyl, -N-(C₁₋₆ alkyl)C(O)-C₁₋₆ alkyl, -NHC(O)-C₁₋₆alkyl, -NHC(O)O-C₁₋₆ alkyl, -S(O)-C₁₋₆ alkyl and -SO₂-C₁₋₆alkyl,

wherein if V is a substituted group, it is substituted by one or more halogen, up to per-halosubstitution.

17. A method as in claim 15, wherein B is up to a tricyclic aromatic ring structure selected from the group consisting of



which is substituted or unsubstituted by halogen, up to per-halosubstitution, and wherein

n = 0-3 and

5

each X is independently selected from the group consisting of -CN, -CO₂R⁵, -C(O)NR⁵R⁵, -C(O)R⁵, -NO₂, -OR⁵, -SR⁵, -NR⁵R⁵, -NR⁵C(O)OR⁵, -NR⁵C(O)R⁵, C₁-C₁₀ alkyl, C₂₋₁₀-alkenyl, C₁₋₁₀-alkoxy, C₃-C₁₀ cycloalkyl, C₆-C₁₄ aryl, C₇-C₂₄ alkaryl, C₃-C₁₃ heteroaryl, C₄-C₂₃ alkheteroaryl, and substituted C₁-C₁₀ alkyl, substituted C₂₋₁₀-alkenyl, substituted C₁₋₁₀-alkoxy, substituted C₃-C₁₀ cycloalkyl, substituted C₄-C₂₃ alkheteroaryl and -Y-Ar;

10

wherein if X is a substituted group, it is substituted by one or more substituents independently selected from the group consisting of -CN, -CO₂R⁵, -C(O)R⁵, -C(O)NR⁵R⁵, -OR⁵, -SR⁵, -NR⁵R⁵, -NO₂, -NR⁵C(O)R⁵, -NR⁵C(O)OR⁵ and halogen up to per-halosubstitution;

5 wherein R⁵ and R⁵ are independently selected from H, C₁-C₁₀ alkyl, C₂₋₁₀-alkenyl, C₃-C₁₀ cycloalkyl, C₆-C₁₄ aryl, C₃-C₁₃ heteroaryl, C₇-C₂₄ alkaryl, C₄-C₂₃ alkheteroaryl, up to per-halosubstituted C₁-C₁₀ alkyl, up to per-halosubstituted C₂₋₁₀-alkenyl, up to per-halosubstituted C₃-C₁₀ cycloalkyl, up to per-halosubstituted C₆-C₁₄ aryl and up to per-halosubstituted C₃-C₁₃ heteroaryl,

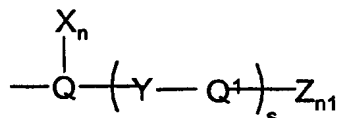
10 wherein Y is -O-, -S-, -N(R⁵)-, -(CH₂)_m-, -C(O)-, -CH(OH)-, -(CH₂)_mO-, -NR⁵C(O)NR⁵R⁵-, -NR⁵C(O)-, -C(O)NR⁵-, -(CH₂)_mS-, -(CH₂)_mN(R⁵)-, -O(CH₂)_m-, -CHX^a-, -CX^a₂-, -S-(CH₂)_m- and -N(R⁵)(CH₂)_m-,

m = 1-3, and X^a is halogen; and

Ar is a 5-10 member aromatic structure containing 0-2 members of the group consisting of nitrogen, oxygen and sulfur which is unsubstituted or substituted by halogen up to per-halosubstitution and optionally substituted by Z_{n1}, wherein n1 is 0 to 3 and each Z is independently selected from the group consisting of -CN, -C(O)R⁵, -CO₂R⁵, -C(O)NR⁵R⁵, -C(O)R⁵, -NO₂, -OR⁵, -SR⁵, -NR⁵R⁵, -NR⁵C(O)OR⁵, -NR⁵C(O)R⁵, C₁-C₁₀ alkyl, C₃-C₁₀ cycloalkyl, C₆-C₁₄ aryl, C₃-C₁₃ heteroaryl, C₇-C₂₄ alkaryl, C₄-C₂₃ alkheteroaryl, substituted C₁-C₁₀ alkyl, substituted C₃-C₁₀ cycloalkyl, substituted C₇-C₂₄ alkaryl and substituted C₄-C₂₃ alkheteroaryl; wherein if Z is a substituted group, it is substituted by one or more substituents independently selected from the group consisting of -CN, -CO₂R⁵, -C(O)NR⁵R⁵, -OR⁵, -SR⁵, -NO₂, -NR⁵R⁵, -NR⁵C(O)R⁵ and -NR⁵C(O)OR⁵.

25

18. A method of claim 15, wherein B is



wherein

Y is selected from the group consisting of -O-, -S-, -CH₂-, -SCH₂-, -CH₂S-, -CH(OH)-, -C(O)-, -CX^a₂-, -CX^aH-, -CH₂O- and -OCH₂-,

X^a is halogen,

Q is a six member aromatic structure containing 0–2 nitrogen, substituted or unsubstituted by halogen, up to per-halosubstitution;

5 Q¹ is a mono- or bicyclic aromatic structure of 3 to 10 carbon atoms and 0–4 members of the group consisting of N, O and S, unsubstituted or unsubstituted by halogen up to per-halosubstitution,

X, Z, n and n1 are as defined in claim 15, and s = 0 or 1.

19. A method as in claim 18, wherein

10 Q is phenyl or pyridinyl, substituted or unsubstituted by halogen, up to per-halosubstitution,

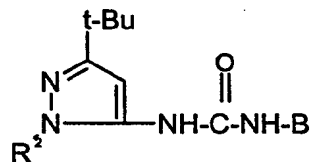
Q¹ is selected from the group consisting of phenyl, pyridinyl, naphthyl, pyrimidinyl, quinoline, isoquinoline, imidazole and benzothiazolyl, substituted or unsubstituted by halogen, up to per-halo substitution, or Y-Q¹ is phthalimidinyl substituted or unsubstituted by halogen up to per-halo substitution, and

15 Z and X are independently selected from the group consisting of $-R^6$, $-OR^6$ and $-NHR^7$, wherein R^6 is hydrogen, C_1 - C_{10} -alkyl or C_3 - C_{10} -cycloalkyl and R^7 is selected from the group consisting of hydrogen, C_3 - C_{10} -alkyl, C_3 - C_6 -cycloalkyl and C_6 - C_{10} -aryl, wherein R^6 and R^7 can be substituted by halogen or up to per-halosubstitution.

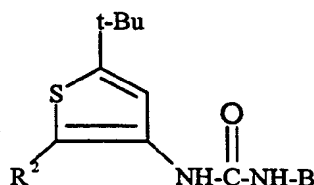
20

20. A method as in claim 18, wherein Q is phenyl, Q¹ is phenyl or pyridinyl, Y is $-O-$, $-S-$ or $-CH_2-$, and X and Z are independently Cl, F, NO_2 or CF_3 .

21. A method as in claim 15, which comprises administering a compound of one of the formulae

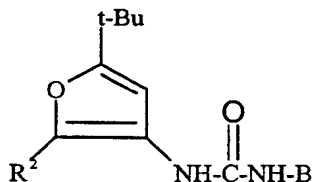


or



wherein B and R² are as defined in claim 15.

22. A method as in claim 21, wherein R² is selected from substituted and unsubstituted members of the group consisting of phenyl or pyridinyl, wherein if R² is



a substituted group, it is substituted by one or more substituents selected from the group consisting of halogen and W_n, wherein n = 0-3, and W is selected from the group consisting of -NO₂, -C₁₋₃ alkyl, -NH(O)CH₃, -CF₃, -OCH₃, -F, -Cl, -NH₂, -OC(O)NH- up to per-halosubstituted phenyl, -SO₂CH₃, pyridinyl, phenyl, up to per-halosubstituted phenyl and C₁-C₆ alkyl substituted phenyl.

23. A method as in claim 15, comprising administering an amount of compound of formula I effective to inhibit raf.

24. A pharmaceutical composition comprising a compound of claim 1 and a pharmaceutically acceptable carrier.

25. A pharmaceutical composition comprising a compound of claim 2 and a pharmaceutically acceptable carrier.

INTERNATIONAL SEARCH REPORT

International application No.
PCT/US98/26082

A. CLASSIFICATION OF SUBJECT MATTER

IPC(6) :C07D 231/38, 403/12, 409/12, 333/36, 307/66
US CL :548/368.4, 364.7; 549/59, 549/69, 549/473, 549/480
According to International Patent Classification (IPC) or to both national classification and IPC

B. FIELDS SEARCHED

Minimum documentation searched (classification system followed by classification symbols)
U.S. : 548/368.4, 364.7; 549/59, 549/69, 549/473, 549/480

Documentation searched other than minimum documentation to the extent that such documents are included in the fields searched

Electronic data base consulted during the international search (name of data base and, where practicable, search terms used)
CAS ONLINE

C. DOCUMENTS CONSIDERED TO BE RELEVANT

Category*	Citation of document, with indication, where appropriate, of the relevant passages	Relevant to claim No.
X - Y	US 5,162,360 A (CRESWELL et al.) 10 November 1992, col. 2, lines 1-67, col. 3, lines 1-50, examples 22-23.	1-8, 24-25 ----- 9-23

Further documents are listed in the continuation of Box C. See patent family annex.

* Special categories of cited documents:	*T* later document published after the international filing date or priority date and not in conflict with the application but cited to understand the principle or theory underlying the invention
A document defining the general state of the art which is not considered to be of particular relevance	*X* document of particular relevance; the claimed invention cannot be considered novel or cannot be considered to involve an inventive step when the document is taken alone
E earlier document published on or after the international filing date	*Y* document of particular relevance; the claimed invention cannot be considered to involve an inventive step when the document is combined with one or more other such documents, such combination being obvious to a person skilled in the art
L document which may throw doubts on priority claim(s) or which is cited to establish the publication date of another citation or other special reason (as specified)	* & * document member of the same patent family
O document referring to an oral disclosure, use, exhibition or other means	
P document published prior to the international filing date but later than the priority date claimed	

Date of the actual completion of the international search
15 APRIL 1999

Date of mailing of the international search report
12 MAY 1999

Name and mailing address of the ISA/US
Commissioner of Patents and Trademarks
Box PCT
Washington, D.C. 20231
Facsimile No. (703) 305-3230

Authorized officer
D. Keating
DOMINIC KEATING
Telephone No. (703) 308-1234

INTERNATIONAL SEARCH REPORT

International application No.
PCT/US98/26082

Box I Observations where certain claims were found unsearchable (Continuation of item 1 of first sheet)

This international report has not been established in respect of certain claims under Article 17(2)(a) for the following reasons:

1. Claims Nos.:
because they relate to subject matter not required to be searched by this Authority, namely:

2. Claims Nos.:
because they relate to parts of the international application that do not comply with the prescribed requirements to such an extent that no meaningful international search can be carried out, specifically:

3. Claims Nos.:
because they are dependent claims and are not drafted in accordance with the second and third sentences of Rule 6.4(a).

Box II Observations where unity of invention is lacking (Continuation of item 2 of first sheet)

This International Searching Authority found multiple inventions in this international application, as follows:

Please See Extra Sheet.

1. As all required additional search fees were timely paid by the applicant, this international search report covers all searchable claims.
2. As all searchable claims could be searched without effort justifying an additional fee, this Authority did not invite payment of any additional fee.
3. As only some of the required additional search fees were timely paid by the applicant, this international search report covers only those claims for which fees were paid, specifically claims Nos.:

4. No required additional search fees were timely paid by the applicant. Consequently, this international search report is restricted to the invention first mentioned in the claims; it is covered by claims Nos.:

Remark on Protest

- The additional search fees were accompanied by the applicant's protest.
 No protest accompanied the payment of additional search fees.

INTERNATIONAL SEARCH REPORT

International application No.
PCT/US98/26082

BOX II. OBSERVATIONS WHERE UNITY OF INVENTION WAS LACKING

This ISA found multiple inventions as follows:

Group I, claim(s) 1-25, drawn to pyrazole compounds.

Group II, claim(s) 1-25, drawn to thiophene compounds.

Group III, claim(s) 1-25, drawn to furan compounds.

The inventions listed as Groups I-III do not relate to a single inventive concept under PCT Rule 13.1 because, under PCT Rule 13.2, they lack the same or corresponding special technical features for the following reasons: the only common structural feature of the listed inventions is the NHCONH group. This group is known and does not define an advancement in the art.